



Sangrul Education Society's

S. B. KHADE MAHAVIDYALAYA, KOPARDE

Tal. Karvir, Dist. Kolhapur

NAAC - B Grade

I/C Principal, Dr. S. B. Raut
M. A., M. Phil, Ph. D.
Email-principalsbkhade@yahoo.in

Office - 0231 2444307
Mobile: 9921612121

7.1.3: Quality audits on environment and energy regularly undertaken by the Institution.
The institutional environment and energy initiatives are confirmed through the following

1. Green audit / Environment audit ✓
2. Energy audit ✓
3. Clean and green campus initiatives
- ✓ 4. Beyond the campus environmental promotion activities

PRINCIPAL

S. B. Khade Mahavidyalaya, Koparde
Tal. Karveer, Dist. Kolhapur

7.1.6. (b)
7.1.3. (a)



Sangrui Education Society's

Industrial Training Institute (Pvt.), Koparde



Tal. Karveer, Dist. Kolhapur-416 205.

DGET 6/11/13/85 Tc. 7 March, 86, Dc. First
DGET 6(11)86 Tc. 5 Sept. 86 Dc. Secd. FT & WM First
DGET 6(11)87 Tc. 10 July, 87 FT & WM Secd.
DGET 12/02/97 Tc. 16 Oct. 97 ET First.
DGET 12/01/2000 Tc. 7 July 2000 Secd.
DGET 12/01/2008 Tc. 14 Nove. 2008. COPA

☎ : 0231-2444278,

E-mail : itckopardeseeso@yahoo.in
itckoparde@gmail.com

Ref. No. : 2022-23-142

Date :

To,
I/C Principal
S.B.Khade Mahavidyalaya Koparde,


Sub:-Regarding Energy and Green Audit


Ref:- your letter Sr No. 22234A

Dear Sir ,

With the reference of your letter, our Electrician trade InSTRUCTOR Shri Suryawanshi P.B may be Complite the report of Possibal electric supply to your Collage .

Note : Audit Report Joine with letter


PRINCIPAL
S. B. Khade Mahavidyalaya, Koparde
Tal. Karveer, Dist. Kolhapur


Principal
Industrial Training Institute
(Pvt.), Koparde, Tal. Karveer.

8.7.1.6 ©



Green, Energy & Environmental Audit Report: 2022-23

**S. B. Khade Mahavidyalaya, Koparde,
Tal- Karvir, Dist- Kolhapur**

Affiliated to Shivaji University, Kolhapur

**GREEN, ENERGY & ENVIRONMENTAL
AUDIT REPORT**

YEAR-2022-23

Prepared

By

Mr. Bhagat

S. B. Khade Mahavidyalaya, Koparde

March, 2022-23.

**Green & Energy Audit: A Case Study of S. B. Khade
Mahavidyalaya, Koparde.**



			used	
6447 KW	21024 KW	00	00	14577 KW

Source: Field Work, 2019-20, ITI, Koparde.

1.3) Alternate Energy initiatives for the LED bulbs by college:

Such as,

Percentage of annual lighting power requirement met through LED Bulbs (2018-19 to 2022-23)

Total Lighting requirement	Percentage of through LED Bulbs	Percentage of through other sources
1825 KW	1095 KW	40% (730 KW)

Source: Field Work, 2022-23, ITI, Koparde.

The college has 40% of annual lighting power saved for the use of lighting by LED Bulbs, during the year 2021-22 to 2022-23. That means the energy save by initiatives in college as per the new tectonics.

2. Environment Audit:

2.1). Plantation Awareness program:

The institute has organized various tree plantation programs at college campus and surrounding villages through NSS unit of the college. The plantation program of our college has ongoing from 2019-20 for the Hon. Prime-minister Modi's Scheme 'One Crore Tree Plantation' during the year 2021-22 and 2022-23. The plantation program includes plantation of various type of trees on campus and surrounding villages. This activity is done during the month of May to August each year as a part and partial of social responsibility in the citizen of India for the environmental conservation.

2.2). Environment Awareness Program:

Although, maintain the environmental awareness program in the campus, it is compulsory subject to B. A. and B. Com. part second year students, which is irrespective of particular branches. Our college has arranged departmental activities, like poster exhibition of environmental awareness.

The Syllabi consist of the following topics:



The college has strictly looked into the following activities for the awareness of carbon consumption:

- 1). College student and staff members are totally aware of pollution that are caused by use of inbuilt carbon control in our vehicles and also most students are use in bicycles.
- 2). In the college campus has organized carbon consumption awareness program to help in carbon discharge at individual as well as social level. It is avoid air and noise pollution in the college campus due to vehicles and other activities in it.

3.3). Rain water and Natural Hazard Management:

The College and Institution has pre-planned for rain water management and roof water management. The roof water is collected and sent though a pip in ditch in the ground and also the rain is proper diverted in the ground ditch. To protect the ground sheet erosion with loose soil barrier and water pass on the pip. It means natural hazard management (Saha, 2012).

3.4). Solid wastes:

The solid waste refers here to all non-liquid wastes. It has included canteen waste, plastic waste, solid waste from tree, dropping and lawn etc. Which are segregated properly on compost fertilizer on Pot hole in the behind college for the clean and beautiful campus environment, (<https://www.cyen.org>).

Sr. No.	Source of wastes	Total Quantity
1.	Canteen waste	Nil
2.	Solid waste from tree dropping lawn	200 kg. Per Year
3.	Solid waste from plastic waste	950 gms. Per Year

Source: Field Work, 2022-23.

3.5). Characteristic and Disposal Practices of Solid waste management:

3.5.1.). The waste is segregated at source by providing separate dust bins for plastic waste and bio-degradable waste. As per the following chart:

Sr. No.	Waste Category	Constituent Parameter	Method of Disposal
1.	a). Canteen waste.	NA	
	b) Solid waste from tree dropping and lawn	C	Organic Compost
2.	Plastic waste	PVC negligible amount	Send to Authorized recycler center, after separation
3.	Solid waste from lab	NA	Composing organic manure, Proposed in the year 2018-19

Source: Field Work, 2022-23.

3.6). E- Waste Management:



10). There is a very little vehicular pollution.

11). Protection the ground sheet erosion with loose soil barrier i.e. management of natural hazard.

References:

1. <https://www.soa.ac.uk>.
2. <https://www.sciencedirect.com>.
3. <https://www.cyen.org>.
4. Adeniji, A. A. (2008): Audit and Assurance Services, Lagos: Value Analyst Concept of Green Audit.
5. Annual Reports of Health and Planning in India, District Census Handbook and Statistical Abstract of Kolhapur
6. Pandit, M. and et.al. (2015): Green Audit a Case Study of Art's, Science and Commerce College, Manmand.
7. Saha, A. (2012): The Management Accounting, "Green Audit: how practically facing of changing business perspectives towards nature".

Principal
Industrial Training Institute
(Pvt.), Koparde, Tal. Karveer.
Principal
ITI, Koparde

Green, Energy & Environmental Audit Report: 2021-22

**S. B. Khade Mahavidyalaya, Koparde,
Tal- Karvir, Dist- Kolhapur**

Affiliated to Shivaji University, Kolhapur

**GREEN, ENERGY & ENVIRONMENTAL
AUDIT REPORT**

YEAR-2021-22

Prepared

By

Dr. S. K. Patil

S. B. Khade Mahavidyalaya, Koparde

March, 2021-22.





The Syllabi consist of the following topics:

1. **Air Pollution** – its causes, effects, and installation of various devices for reduce the air pollution.
2. **Water Pollution** – its causes, effects and variety of methods to prevent the environment.
3. **Noise Pollution** – its causes, effects on surrounding and installed equipment for reduce the sound.

3).Green Audit:

3.1) College Campus Greenery on the Trees

Sr. No.	Name of Tree	No. of trees	Total area under green cover (Sq.M)
01	Mangifera indica	01	19.625
02	Alstonia Scholaris	10	11.30
03	Pongamia Pinnata	07	09.42
04	Albizia lebbec	03	02.35
05	Peltophorum indicum	7	549.00
06	Delonix regia	12	8478.00
07	Artocarpus integrifolia	2	03.53
x08	Tectonia Grandis	3	285.00
09	Ficus religiosu	1	314.00
10	Ficus Bengalensis	1	314.00
11	Tamarindus indicus	3	21.20
12	Eucaly ptas glaboni	9	398.00
13	Cocos nucifera	29	1843.00
14	Rosa nucifera	01	04.70
15	Duranta plumuri	108	418.00
16	Garden lawn	40x20	800.00
	Total		13,449.925

Source: Field Work, 2021-22.

Formula:

$$A = \pi r^2$$

Total Area of greenery cover by Trees on college campus =13,449.925 square feet



2). Awareness of Carbon Consumption:

The college has strictly looked into the following activities for the awareness of carbon consumption:

- 1). College student and staff members are totally aware of pollution that are caused by use of inbuilt carbon control in our vehicles and also most students are use in bicycles.
- 2). In the college campus has organized carbon consumption awareness program to help in carbon discharge at individual as well as social level. It is avoid air and noise pollution in the college campus due to vehicles and other activities in it.

3.3). Rain water and Natural Hazard Management:

The College and Institution has pre-planned for rain water management and roof water management. The roof water is collected and sent through a pip in ditch in the ground and also the rain is proper diverted in the ground ditch. To protect the ground sheet erosion with loose soil barrier and water pass on the pip. It means natural hazard management (Saha, 2012).

3.4). Solid wastes:

The solid waste refers here to all non-liquid wastes. It has included canteen waste, plastic waste, solid waste from tree dropping and lawn etc. Which are segregated properly on compost fertilizer on Pot hole in the behind college for the clean and beautiful campus environment, (<https://www.cyen.org>).

Sr. No.	Source of wastes	Total Quantity
1.	Canteen waste	Nil
2.	Solid waste from tree dropping lawn	200 kg. Per Year
3.	Solid waste from plastic waste	950 gms. Per Year

Source: Field Work, 2021-22.

3.5). Characteristic and Disposal Practices of Solid waste management:

3.51.). The waste is segregated at source by providing separate dust bins for plastic waste and bio-degradable waste. As per the following chart:

Sr. No.	Waste Category	Constituent Parameter	Method of Disposal
1.	a). Canteen waste.	NA	
	b) Solid waste from tree dropping and lawn	C	Organic Compost
2.	Plastic waste	PVC negligible amount	Send to Authorized recycler center, after separation
3.	Solid waste from lab	NA	Composing organic manure, Proposed in the year 2018-19

Source: Field Work, 2021-22.




- 9). The e-waste and defective items from computer lab are being properly stored and destroyed.
- 10). There is a very little vehicular pollution.
- 11). Protection the ground sheet erosion with loose soil barrier i.e. management of natural hazard.

References:

1. <https://www.soau.ac.uk>.
2. <https://www.sciencedirect.com>.
3. <https://www.cyen.org>.
4. Adeniji, A. A. (2008): Audit and Assurance Services, Lagos: Value Analyst Concept of Green Audit.
5. Annual Reports of Health and Planning in India, District Census Handbook and Statistical Abstract of Kolhapur
6. Pandit, M. and et.al. (2015): Green Audit a Case Study of Art's, Science and Commerce College, Manmand.
7. Saha, A. (2012): The Management Accounting, "Green Audit: how practically facing of changing business perspectives towards nature".




Dr. S. K. Patil
HOD, Hindi


PRINCIPAL
S. B. Khade Mahavidyalaya, Koparde
Tal. Karveer, Dist. Kolhapur