

Sangrul Shikshan Sanstha



S. B. Khade Mahavidyalaya, Koparde
Student Feedback
Report
2022-2023

Our college collects feedback from students. In the categories of students at S. B. Khade Mahavidyalaya, Koparde, there is a consistent trend of satisfaction with various aspects of the college. It seems that 40% of respondents across all B. A. III students rated the admission process as excellent, indicating transparency and fairness; generally, high ratings suggest that the curriculum effectively meets the intended learning outcomes; satisfaction with library services is notable, with most respondents rating them as excellent or good positive feedback indicates effective integration of technology in the teaching-learning process, across all stakeholders, respondents feel strongly encouraged to participate in various activities outside the curriculum, most respondents acknowledge the benefit of programs aimed at enhancing soft skills and employability, satisfaction with expected course outcomes is generally high, indicating confidence in the educational program, strong support from mentor teachers is recognized across all groups, both internal and external examinations are generally viewed positively, with high levels of satisfaction and overall, respondents express satisfaction with academic facilities and services provided by the college. It is stated that the positive overall perception of the college education environment and support systems reflects well on its commitment to student satisfaction.

*Enclosed: Feedback Data analysis



PRINCIPAL

S. B. Khade Mahavidyalaya, Koparde
Tal. Karveer, Dist. Kolhapur



Sangrul Shikshan Sanstha

S.B.Khade Mahavidyalaya, Koparde
Students Feedback Analysis
2022-2023

1. Fairness in Admission Process:

Sr.	Particular	Frequency	Percentage (%)
1	Excellent	38	95
2	Good	2	5
3	Average	-	-
4	Average Below	-	-
5	Total	40	100

2. Curricular of programme fulfill Learning objectives:

Sr.	Particular	Frequency	Percentage (%)
1	Excellent	35	87.5
2	Good	5	12.5
3	Average	-	-
4	Average Below	-	-
5	Total	40	100

3. Satisfied with library support services:

Sr.	Particular	Frequency	Percentage (%)
1	Excellent	28	70
2	Good	11	27.5
3	Average	1	2.5
4	Average Below	-	-
5	Total	40	100

4. Use of ICT tools such as LCD projector, Multimedia etc. while teaching:

Sr.	Particular	Frequency	Percentage (%)
1	Excellent	28	70
2	Good	7	17.5
3	Average	5	12.5
4	Average Below	-	-
5	Total	40	100



5. Encourage students to participate in co-curricular and extracurricular activities:

Sr.	Particular	Frequency	Percentage (%)
1	Excellent	31	77.5
2	Good	7	17.5
3	Average	2	5
4	Average Below	-	-
5	Total	40	100

6. Benefit from to programmes to inculcate soft skills, life skills and employability skills among the students:

Sr.	Particular	Frequency	Percentage (%)
1	Excellent	30	75
2	Good	3	7.5
3	Average	7	17.5
4	Average Below	-	-
5	Total	40	100

7. Expected course outcomes after completion of the programme

Sr.	Particular	Frequency	Percentage (%)
1	Excellent	29	72.5
2	Good	8	20
3	Average	3	7.5
4	Average Below	-	-
5	Total	40	100

8. Mentor teacher help and supports to students for academic achievement.

Sr.	Particular	Frequency	Percentage (%)
1	Excellent	29	72.5
2	Good	9	22.5
3	Average	2	5
4	Average Below	-	-
5	Total	40	100

9. Satisfied with internal/external examinations.

Sr.	Particular	Frequency	Percentage (%)
1	Excellent	29	72.5
2	Good	8	20
3	Average	3	7.5
4	Average Below	-	-
5	Total	40	100



10. Satisfied with academic education facilities, services.

Sr.	Particular	Frequency	Percentage (%)
1	Excellent	34	85
2	Good	2	5
3	Average	4	10
4	Average Below	-	-
5	Total	40	100

PRINCIPAL
S. B. Khade Mahavidyalaya, Koparde
Tal. Karveer, Dist. Kolhapur

Sangrul Shikshan Sanstha

S. B. Khade Mahavidyalaya, Koparde
Department of Commerce
Student Feedback

Report
2022-2023



Our college collects feedback from students. In the categories of students at S. B. Khade Mahavidyalaya, Koparde, there is a consistent trend of satisfaction with various aspects of the college. It seems that 40% of respondents across all B. A. III students rated the admission process as excellent, indicating transparency and fairness; generally, high ratings suggest that the curriculum effectively meets the intended learning outcomes; satisfaction with library services is notable, with most respondents rating them as excellent or good positive feedback indicates effective integration of technology in the teaching-learning process, across all stakeholders, respondents feel strongly encouraged to participate in various activities outside the curriculum, most respondents acknowledge the benefit of programs aimed at enhancing soft skills and employability, satisfaction with expected course outcomes is generally high, indicating confidence in the educational program, strong support from mentor teachers is recognized across all groups, both internal and external examinations are generally viewed positively, with high levels of satisfaction and overall, respondents express satisfaction with academic facilities and services provided by the college. It is stated that the positive overall perception of the college education environment and support systems reflects well on its commitment to student satisfaction.

*Enclosed:Feedback Data analysis



[Handwritten Signature]

PRINCIPAL

S. B. Khade Mahavidyalaya, Koparde
Tal. Karveer, Dist. Kolhapur



Sangrul Shikshan Sanstha

S.B.Khade Mahavidyalaya, Koparde
Department of Commerce
Students Feedback Analysis
2022-2023

1. Fairness in Admission Process:

Sr.	Particular	Frequency	Percentage (%)
1	Excellent	10	25
2	Good	30	75
3	Average	-	-
4	Average Below	-	-
5	Total	40	100

2. Curricular of programme fulfill Learning objectives:

Sr.	Particular	Frequency	Percentage (%)
1	Excellent	20	50
2	Good	20	50
3	Average	-	-
4	Average Below	-	-
5	Total	40	100

3. Satisfied with library support services:

Sr.	Particular	Frequency	Percentage (%)
1	Excellent	18	45
2	Good	22	55
3	Average	-	-
4	Average Below	-	-
5	Total	40	100

4. Use of ICT tools such as LCD projector, Multimedia etc. while teaching:

Sr.	Particular	Frequency	Percentage (%)
1	Excellent	17	42.5
2	Good	23	57.5
3	Average	-	-
4	Average Below	-	-
5	Total	40	100



5. Encourage students for participate in co-curricular and extracurricular activities:

Sr.	Particular	Frequency	Percentage (%)
1	Excellent	10	25
2	Good	30	75
3	Average	-	-
4	Average Below	-	-
5	Total	40	100

6. Benefit from to programmes to inculcate soft skills, life skills and employability skills among the students:

Sr.	Particular	Frequency	Percentage (%)
1	Excellent	27	67.5
2	Good	13	32.5
3	Average	-	-
4	Average Below	-	-
5	Total	40	100

7. Expected course outcomes after completion of the programme

Sr.	Particular	Frequency	Percentage (%)
1	Excellent	22	55
2	Good	18	45
3	Average	-	-
4	Average Below	-	-
5	Total	40	100

8. Mentor teacher help and supports to students for academic achievement.

Sr.	Particular	Frequency	Percentage (%)
1	Excellent	32	80
2	Good	08	20
3	Average	-	-
4	Average Below	-	-
5	Total	40	100


9. Satisfied with internal/external examinations.

Sr.	Particular	Frequency	Percentage (%)
1	Excellent	25	62.5
2	Good	15	37.5
3	Average	-	-
4	Average Below	-	-
5	Total	40	100

10. Satisfied with academic education facilities, services.



Sr.	Particular	Frequency	Percentage (%)
1	Excellent	25	62.5
2	Good	15	37.5
3	Average	-	-
4	Average Below	-	-
5	Total	40	100


PRINCIPAL
S. B. Khade Mahavidyalaya, Koparde
Tal Karve, Dist. Kolhapur

Sangrul Shikshan Sanstha

S. B. Khade Mahavidyalaya, Koparde
Department of Commerce
Alumni Feedback
Report
2022-2023



Our college collects feedback from alumni. In the categories of alumni at S. B. Khade Mahavidyalaya, Koparde, there is a consistent trend of satisfaction with various aspects of the college. We select random samples of the alumni students. They were given a set of ten questions to seek their responses regarding teaching learning process, internal and external evaluation, learning resources, co-curricular and extra-curricular activities, quality of education and their overall impression etc. They were asked to give ratings starting with D to A. It indicates credit. For analysis we marked A as Excellent, B as Good, C as Average and D as Average below. From the responses and the analysis of these responses it becomes clear that the Alumni of the college were well-satisfied about the working of the college.

*Enclosed:Feedback Data analysis



Principal

S. B. Khade Mahavidyalaya, Koparde
T. Karveer, Dist. Kolhapur

Sangrul Shikshan Sanstha



S.B.Khade Mahavidyalaya, Koparde
Department of Commerce
Alumni Feedback Analysis
2022-2023

1. Proper rapport with alumni:

Sr.	Particular	Frequency	Percentage (%)
1	Excellent	24	96
2	Good	01	04
3	Average	-	-
4	Average Below	-	-
5	Total	25	100

2. Teaching learning process:

Sr.	Particular	Frequency	Percentage (%)
1	Excellent	24	96
2	Good	01	04
3	Average	-	-
4	Average Below	-	-
5	Total	25	100

3. Staff of the college is prompt and cooperative:

Sr.	Particular	Frequency	Percentage (%)
1	Excellent	12	48
2	Good	10	40
3	Average	03	12
4	Average Below	-	-
5	Total	25	100

4. Internal evaluation system

Sr.	Particular	Frequency	Percentage (%)
1	Excellent	20	80
2	Good	05	20
3	Average	-	-
4	Average Below	-	-
5	Total	25	100



5. Adequate teaching –learning resources, physical infrastructure and facilities:

Sr.	Particular	Frequency	Percentage (%)
1	Excellent	19	76
2	Good	05	20
3	Average	01	04
4	Average Below	-	-
5	Total	25	100

6. Co-curricular and Extra-curricular Activities:

Sr.	Particular	Frequency	Percentage (%)
1	Excellent	21	84
2	Good	03	12
3	Average	01	04
4	Average Below	-	-
5	Total	25	100

7. Programs on Eradication of superstitions and environment conservation:

Sr.	Particular	Frequency	Percentage (%)
1	Excellent	24	96
2	Good	01	04
3	Average	-	-
4	Average Below	-	-
5	Total	25	100

8. Activities organized in the college are organized irrespective of caste, religion, race, gender and economic condition:

Sr.	Particular	Frequency	Percentage (%)
1	Excellent	22	88
2	Good	03	12
3	Average	-	-
4	Average Below	-	-
5	Total	25	100

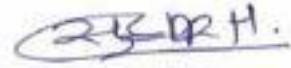
9. Quality Education:

Sr.	Particular	Frequency	Percentage (%)
1	Excellent	22	88
2	Good	03	12
3	Average	-	-
4	Average Below	-	-
5	Total	25	100

10. Contribution in the overall development of the college:

Sr.	Particular	Frequency	Percentage (%)
1	Excellent	22	88
2	Good	03	12
3	Average	-	-
4	Average Below	-	-
5	Total	25	100





PRINCIPAL

S. B. Khade Mahavidyalaya, Koparde
Tal. Karveer, Dist. Kolhapur



Sangrul Shikshan Sanstha

S. B. Khade Mahavidyalaya, Koparde
Alumni Feedback
Report
2022-23

Our college collects feedback from alumni. In the categories of alumni at S. B. Khade Mahavidyalaya, Koparde, there is a consistent trend of satisfaction with various aspects of the college. We select random samples of the alumni students. They were given a set of ten questions to seek their responses regarding teaching learning process, internal and external evaluation, learning resources, co-curricular and extra-curricular activities, quality of education and their overall impression etc. They were asked to give ratings starting with D to A. It indicates credit. For analysis we marked A as Excellent, B as Good, C as Average and D as Average below. From the responses and the analysis of these responses it becomes clear that the Alumni of the college were well-satisfied about the working of the college.

*Enclosed:Feedback Data analysis




Principal
PRINCIPAL
S. B. Khade Mahavidyalaya, Koparde
Tal. Karveer, Dist. Kolhapur

Sangrul Shikshan Sanstha

S.B.Khade Mahavidyalaya, Koparde
Alumni Feedback Analysis
2022-2023

1. Proper rapport with alumni:

Sr.	Particular	Frequency	Percentage (%)
1	Excellent	21	80.76
2	Good	5	19.24
3	Average	-	-
4	Average Below	-	-
5	Total	26	100

2. Teaching learning process:

Sr.	Particular	Frequency	Percentage (%)
1	Excellent	13	50.00
2	Good	13	50.00
3	Average	-	-
4	Average Below	-	-
5	Total	26	100

3. Staff of the college is prompt and cooperative:

Sr.	Particular	Frequency	Percentage (%)
1	Excellent	12	46.15
2	Good	13	50.00
3	Average	1	03.85
4	Average Below	-	-
5	Total	26	100

4. Internal evaluation system

Sr.	Particular	Frequency	Percentage (%)
1	Excellent	9	34.61
2	Good	16	61.54
3	Average	1	03.85
4	Average Below	-	-
5	Total	26	100

5. Adequate teaching –learning resources, physical infrastructure and facilities:

Sr.	Particular	Frequency	Percentage (%)
1	Excellent	14	53.85
2	Good	11	42.30
3	Average	1	03.85
4	Average Below	-	-
5	Total	26	100

6. Co-curricular and Extra-curricular Activities:

Sr.	Particular	Frequency	Percentage (%)
1	Excellent	14	53.85
2	Good	12	46.15
3	Average	-	-
4	Average Below	-	-
5	Total	26	100

7. Programs on Eradication of superstitions and environment conservation:

Sr.	Particular	Frequency	Percentage (%)
1	Excellent	13	50.00
2	Good	13	50.00
3	Average	-	-
4	Average Below	-	-
5	Total	26	100

8. Activities organized in the college are organized irrespective of caste, religion, race, gender and economic condition:

Sr.	Particular	Frequency	Percentage (%)
1	Excellent	15	57.70
2	Good	11	42.30
3	Average	-	-
4	Average Below	-	-
5	Total	26	100

9. Quality Education:

Sr.	Particular	Frequency	Percentage (%)
1	Excellent	12	46.15
2	Good	14	53.85
3	Average	-	-
4	Average Below	-	-
5	Total	26	100

10. Contribution in the overall development of the college:

Sr.	Particular	Frequency	Percentage (%)
1	Excellent	15	57.70
2	Good	11	42.30
3	Average	-	-
4	Average Below	-	-
5	Total	26	100



PRINCIPAL

S. B. Khade Mahavidyalaya, Koparde
Tal Karveer, Dist. Kolhapur

Sangrul Shikshan Sanstha

S. B. Khade Mahavidyalaya, Koparde
Department of Commerce



Parent Feedback

Report

2022-2023

Our college collects feedback from parents. In the categories of parents at S. B. Khade Mahavidyalaya, Koparde, there is a consistent trend of satisfaction with various aspects of the college. We select the random samples. We collected feedback from parents of the wards during the last five years. For that purpose we prepare a structured questionnaire having ten questions. These questions were related about educational facilities, library services, co – curricular & extra - curricular activities, ICT use etc. The parents were asked to mark their responses starting with the rating D (1 to 25), C (26 to 50), B (51 to 75) A (76 to 100). Most of the parents responded started with A & B. A graphical representation of the response shows that most of the parents were satisfactory regarding the overall working of the college.

*Enclosed:Feedback Data analysis




Principal

S. B. Khade Mahavidyalaya, Koparde
Tal. Karveer, Dist. Kolhapur



Sangrul Shikshan Sanstha

S.B.Khade Mahavidyalaya, Koparde
Department of Commerce
Parent Feedback
2022-2023

1. Adequate Educational Facilities:

Sr.	Particular	Frequency	Percentage (%)
1	Excellent	20	100
2	Good	00	00
3	Average	-	-
4	Average Below	-	-
5	Total	20	100

2. Qualified and competent teachers:

Sr.	Particular	Frequency	Percentage (%)
1	Excellent	14	70
2	Good	06	30
3	Average	-	-
4	Average Below	-	-
5	Total	20	100

3. Ecofriendly and clean college campus:

Sr.	Particular	Frequency	Percentage (%)
1	Excellent	09	45
2	Good	11	55
3	Average	-	-
4	Average Below	-	-
5	Total	20	100

4. Public transport facilities:

Sr.	Particular	Frequency	Percentage (%)
1	Excellent	10	50
2	Good	10	50
3	Average	-	-
4	Average Below	-	-
5	Total	20	100



5. Teacher parent meet:

Sr.	Particular	Frequency	Percentage (%)
1	Excellent	09	45
2	Good	11	55
3	Average	-	-
4	Average Below	-	-
5	Total	20	100

6. Suggestions from the parents are considered positively by the college:

Sr.	Particular	Frequency	Percentage (%)
1	Excellent	11	55
2	Good	09	45
3	Average	-	-
4	Average Below	-	-
5	Total	20	100

7. Library Services:

Sr.	Particular	Frequency	Percentage (%)
1	Excellent	13	65
2	Good	07	35
3	Average	-	-
4	Average Below	-	-
5	Total	20	100

8. Adequate exposure to the students:

Sr.	Particular	Frequency	Percentage (%)
1	Excellent	10	50
2	Good	10	50
3	Average	-	-
4	Average Below	-	-
5	Total	20	100

9. Development of overall personality of the ward:

Sr.	Particular	Frequency	Percentage (%)
1	Excellent	15	75
2	Good	05	25
3	Average	-	-
4	Average Below	-	-
5	Total	20	100



10. Use of ICT:

Sr.	Particular	Frequency	Percentage (%)
1	Excellent	15	75
2	Good	05	25
3	Average	-	-
4	Average Below	-	-
5	Total	20	100


PRINCIPAL
S. B. Khade Mahavidyalaya, Koparde
Tal. Karveer, Dist. Kolhapur

Sangrul Shikshan Sanstha

S. B. Khade Mahavidyalaya, Koparde
Parent Feedback


Report
2022-2023



Our college collects feedback from parents. In the categories of parents at S. B. Khade Mahavidyalaya, Koparde, there is a consistent trend of satisfaction with various aspects of the college. We select the random samples. We collected feedback from parents of the wards during the last five years. For that purpose we prepare a structured questionnaire having ten questions. These questions were related about educational facilities, library services, co – curricular & extra - curricular activities, ICT use etc. The parents were asked to mark their responses starting with the rating D (1 to 25), C (26 to 50), B (51 to 75) A (76 to 100). Most of the parents responded started with A & B. A graphical representation of the response shows that most of the parents were satisfactory regarding the overall working of the college.

*Enclosed:Feedback Data analysis




PRINCIPAL
S. B. Khade Mahavidyalaya, Koparde
Tal. Karve, Sangur, Dist. Solapur



Sangrul Shikshan Sanstha

S.B.Khade Mahavidyalaya, Koparde
Parent Feedback
2022-2023

1. Adequate Educational Facilities:

Sr.	Particular	Frequency	Percentage (%)
1	Excellent	17	94.44
2	Good	1	05.56
3	Average	-	-
4	Average Below	-	-
5	Total	18	100

2. Qualified and competent teachers:

Sr.	Particular	Frequency	Percentage (%)
1	Excellent	9	50.00
2	Good	9	50.00
3	Average	-	-
4	Average Below	-	-
5	Total	18	100

3. Ecofriendly and clean college campus:

Sr.	Particular	Frequency	Percentage (%)
1	Excellent	9	50.00
2	Good	9	50.00
3	Average	-	-
4	Average Below	-	-
5	Total	18	100

4. Public transport facilities:

Sr.	Particular	Frequency	Percentage (%)
1	Excellent	6	33.33
2	Good	9	50.00
3	Average	3	16.67
4	Average Below	-	-
5	Total	18	100



5. Teacher parent meet:

Sr.	Particular	Frequency	Percentage (%)
1	Excellent	7	38.89
2	Good	9	50.00
3	Average	2	11.11
4	Average Below	-	-
5	Total	18	100

6. Suggestions from the parents are considered positively by the college:

Sr.	Particular	Frequency	Percentage (%)
1	Excellent	10	55.55
2	Good	7	38.89
3	Average	1	05.56
4	Average Below	-	-
5	Total	18	100

7. Library Services:

Sr.	Particular	Frequency	Percentage (%)
1	Excellent	3	16.67
2	Good	15	83.33
3	Average	-	-
4	Average Below	-	-
5	Total	18	100

8. Adequate exposure to the students:

Sr.	Particular	Frequency	Percentage (%)
1	Excellent	11	61.11
2	Good	7	38.89
3	Average	-	-
4	Average Below	-	-
5	Total	18	100

9. Development of overall personality of the ward:

Sr.	Particular	Frequency	Percentage (%)
1	Excellent	10	55.55
2	Good	8	44.45
3	Average	-	-
4	Average Below	-	-
5	Total	18	100

10. Use of ICT:



Sr.	Particular	Frequency	Percentage (%)
1	Excellent	12	66.67
2	Good	6	33.33
3	Average	-	-
4	Average Below	-	-
5	Total	18	100


PRINCIPAL
S. B. Khade Mahavidyalaya, Koparde
Tal. Karveer, Dist. Kolhapur

Sangrul Shikshan Sanstha

S. B. Khade Mahavidyalaya, Koparde
Department of Commerce
Teacher Feedback
Report
2022-2023



Our college collects feedback about the working of the teachers from the students. In these categories at S. B. Khade Mahavidyalaya, Koparde, there is a consistent trend of satisfaction with various aspects of the college. We collect the random samples. The college collects feedback from the students seeking their opinions regarding the general working of the teachers. We have provided the students questionnaire of sixteen questions. These questions are related with the teachers command on their subjects teaching methods, student's participations, organizing seminars, group discussions, tests etc. The students rated their responses on five point scales starting with unsatisfactory, satisfactory, silent, good, and excellent. The responses given by the students were analyzed. It shows that the majority of students are satisfied and happy with the working of the teachers.

*Enclosed:Feedback Data analysis



Principal

S. B. Khade Mahavidyalaya, Koparde
Tal. Kolhapur, Dist. Kolhapur

Sangrul Shikshan Sanstha

S.B.Khade Mahavidyalaya, Koparde
Department of Commerce
Teacher Feedback Analysis
2022-2023



1. Teachers Command on the subject:

Sr.	Particular	Frequency	Percentage (%)
1	Excellent	27	96.43
2	Good	01	3.57
3	Silent	-	-
4	Satisfactory	-	-
5	Unsatisfactory	-	-
5	Total	28	100

2. Teacher's Command on Teaching:

Sr.	Particular	Frequency	Percentage (%)
1	Excellent	17	60.71
2	Good	11	39.29
3	Silent	-	-
4	Satisfactory	-	-
5	Unsatisfactory	-	-
5	Total	28	100

3.

3. Use of illustrations, current events:

Sr.	Particular	Frequency	Percentage (%)
1	Excellent	20	71.42
2	Good	08	28.58
3	Silent	-	-
4	Satisfactory	-	-
5	Unsatisfactory	-	-
6	Total	28	100

4. Readiness to satisfy doubts and difficulties of students:

Sr.	Particular	Frequency	Percentage (%)
1	Excellent	17	60.71
2	Good	11	39.29
3	Silent	-	-
4	Satisfactory	-	-
5	Unsatisfactory	-	-
6	Total	28	100

5. Skill and ability:

Sr.	Particular	Frequency	Percentage (%)
1	Excellent	16	57.14
2	Good	12	42.86
3	Silent	-	-
4	Satisfactory	-	-
5	Unsatisfactory	-	-
6	Total	28	100



6. Asking questions to students:

Sr.	Particular	Frequency	Percentage (%)
1	Excellent	22	78.57
2	Good	06	20.43
3	Silent	-	-
4	Satisfactory	-	-
5	Unsatisfactory	-	-
5	Total	28	100

7. Use of seminars, group discussion, quiz, tutorials etc.

Sr.	Particular	Frequency	Percentage (%)
1	Excellent	19	67.85
2	Good	09	30.15
3	Silent	-	-
4	Satisfactory	-	-
5	Unsatisfactory	-	-
5	Total	28	100

8. Frequency in suggesting reference books :

Sr.	Particular	Frequency	Percentage (%)
1	Excellent	16	57.14
2	Good	12	42.86
3	Silent	-	-
4	Satisfactory	-	-
5	Unsatisfactory	-	-
5	Total	28	100



9. Conducting regular tests:

Sr.	Particular	Frequency	Percentage (%)
1	Excellent	17	60.71
2	Good	11	39.29
3	Silent	-	-
4	Satisfactory	-	-
5	Unsatisfactory	-	-
5	Total	28	100

10. Completion of syllabus in time:

Sr.	Particular	Frequency	Percentage (%)
1	Excellent	18	64.28
2	Good	10	35.72
3	Silent	-	-
4	Satisfactory	-	-
5	Unsatisfactory	-	-
5	Total	28	100



11. Model question and answers on the topic taught:

Sr.	Particular	Frequency	Percentage (%)
1	Excellent	21	75
2	Good	07	25
3	Silent	-	-
4	Satisfactory	-	-
5	Unsatisfactory	-	-
5	Total	28	100

12. Readiness to asses notes, answers prepared by student:

Sr.	Particular	Frequency	Percentage (%)
1	Excellent	18	64.28
2	Good	10	35.72
3	Silent	-	-
4	Satisfactory	-	-
5	Unsatisfactory	-	-
5	Total	28	100

13. Detailed teaching topic/syllabus:

Sr.	Particular	Frequency	Percentage (%)
1	Excellent	18	64.28
2	Good	10	35.72
3	Silent	-	-
4	Satisfactory	-	-
5	Unsatisfactory	-	-
5	Total	28	100



14. Supplying notes on topic:

Sr.	Particular	Frequency	Percentage (%)
1	Excellent	17	60.71
2	Good	11	39.29
3	Silent	-	-
4	Satisfactory	-	-
5	Unsatisfactory	-	-
5	Total	28	100

15. Preparation for college/university examinations:

Sr.	Particular	Frequency	Percentage (%)
1	Excellent	22	78.57
2	Good	06	20.43
3	Silent	-	-
4	Satisfactory	-	-
5	Unsatisfactory	-	-
5	Total	28	100

16. Encouragement of PG education:

Sr.	Particular	Frequency	Percentage (%)
1	Excellent	17	60.71
2	Good	11	39.29
3	Silent	-	-
4	Satisfactory	-	-
5	Unsatisfactory	-	-
5	Total	28	100

PRINCIPAL

S. B. Khade Mahavidyalaya, Koparde
Tal. Karveer, Dist. Kolhapur

Sangrul Shikshan Sanstha

S. B. Khade Mahavidyalaya, Koparde
Faculty of Arts
Teacher Feedback
Report
2022-2023



Our college collects feedback about the working of the teachers from the students. In these categories at S. B. Khade Mahavidyalaya, Koparde, there is a consistent trend of satisfaction with various aspects of the college. We collect the random samples. The college collects feedback from the students seeking their opinions regarding the general working of the teachers. We have provided the students questionnaire of sixteen questions. These questions are related with the teachers command on their subjects teaching methods, student's participations, organizing seminars, group discussions, tests etc. The students rated their responses on five point scales starting with unsatisfactory, satisfactory, silent, good, and excellent. The responses given by the students were analyzed. It shows that the majority of students are satisfied and happy with the working of the teachers.

*Enclosed:Feedback Data analysis



Principal

S. B. Khade Mahavidyalaya, Koparde
Tal. Kolar, Dist. Sangli

Sangrul Shikshan Sanstha

S.B.Khade Mahavidyalaya, Koparde
Faculty of Arts
Teacher Feedback Analysis
2022-2023



1. Teachers Command on the subject:

Sr.	Particular	Frequency	Percentage (%)
1	Excellent	33	58.90
2	Good	25	43.10
3	Silent	-	-
4	Satisfactory	-	-
5	Unsatisfactory	-	-
6	Total	58	100

2. Teacher's Command on Teaching:

Sr.	Particular	Frequency	Percentage (%)
1	Excellent	37	63.79
2	Good	21	36.21
3	Silent	-	-
4	Satisfactory	-	-
5	Unsatisfactory	-	-
6	Total	58	100

3.

3. Use of illustrations, current events:

Sr.	Particular	Frequency	Percentage (%)
1	Excellent	34	58.62
2	Good	23	39.66
3	Silent	01	01.72
4	Satisfactory	-	-
5	Unsatisfactory	-	-
6	Total	58	100

4. Readiness to satisfy doubts and difficulties of students:

Sr.	Particular	Frequency	Percentage (%)
1	Excellent	37	63.79
2	Good	21	36.21
3	Silent	-	-
4	Satisfactory	-	-
5	Unsatisfactory	-	-
6	Total	58	100

5. Skill and ability:

Sr.	Particular	Frequency	Percentage (%)
1	Excellent	19	32.76
2	Good	39	67.24
3	Silent	-	-
4	Satisfactory	-	-
5	Unsatisfactory	-	-
6	Total	58	100



6. Asking questions to students:

Sr.	Particular	Frequency	Percentage (%)
1	Excellent	36	62.07
2	Good	22	37.93
3	Silent	-	-
4	Satisfactory	-	-
5	Unsatisfactory	-	-
6	Total	58	100

7. Use of seminars, group discussion, quiz, tutorials etc.

Sr.	Particular	Frequency	Percentage (%)
1	Excellent	35	60.34
2	Good	19	34.48
3	Silent	03	05.17
4	Satisfactory	-	-
5	Unsatisfactory	01	01.72
6	Total	58	100

8. Frequency in suggesting reference books :

Sr.	Particular	Frequency	Percentage (%)
1	Excellent	38	65.52
2	Good	18	31.04
3	Silent	02	03.44
4	Satisfactory	-	-
5	Unsatisfactory	-	-
6	Total	58	100

9. Conducting regular tests:

Sr.	Particular	Frequency	Percentage (%)
1	Excellent	26	44.83
2	Good	29	50.00
3	Silent	03	05.17
4	Satisfactory	-	-
5	Unsatisfactory	-	-
6	Total	58	100

10. Completion of syllabus in time:

Sr.	Particular	Frequency	Percentage (%)
1	Excellent	36	62.06
2	Good	21	36.22
3	Silent	01	01.72
4	Satisfactory	-	-
5	Unsatisfactory	-	-
6	Total	58	100

11. Model question and answers on the topic taught:

Sr.	Particular	Frequency	Percentage (%)
1	Excellent	39	67.24
2	Good	17	29.32
3	Silent	02	03.44
4	Satisfactory	-	-
5	Unsatisfactory	-	-
6	Total	58	100



12. Readiness to assess notes, answers prepared by student:

Sr.	Particular	Frequency	Percentage (%)
1	Excellent	36	62.06
2	Good	18	31.04
3	Silent	01	01.73
4	Satisfactory	-	-
5	Unsatisfactory	03	05.17
6	Total	58	100

13. Detailed teaching topic/syllabus:

Sr.	Particular	Frequency	Percentage (%)
1	Excellent	35	60.34
2	Good	23	39.66
3	Silent	-	-
4	Satisfactory	-	-
5	Unsatisfactory	-	-
6	Total	58	100

14. Supplying notes on topic:

Sr.	Particular	Frequency	Percentage (%)
1	Excellent	39	67.24
2	Good	19	32.76
3	Silent	-	-
4	Satisfactory	-	-
5	Unsatisfactory	-	-
6	Total	58	100



15. Preparation for college/university examinations:

Sr.	Particular	Frequency	Percentage (%)
1	Excellent	43	74.73
2	Good	14	24.13
3	Silent	-	-
4	Satisfactory	-	-
5	Unsatisfactory	01	01.72
6	Total	58	100

16. Encouragement of PG education:

Sr.	Particular	Frequency	Percentage (%)
1	Excellent	41	70.68
2	Good	14	24.16
3	Silent	-	-
4	Satisfactory	01	01.72
5	Unsatisfactory	02	03.44
6	Total	58	100


PRINCIPAL
S. B. Khade Mahavidyalaya, Koparde
Tal. Karveer, Dist. Kolhapur

Sangrul Shikshan Sanstha

S. B. Khade Mahavidyalaya, Koparde
Alumni Feedback
Report
2021-22

Our college collects feedback from alumni. In the categories of alumni at S. B. Khade Mahavidyalaya, Koparde, there is a consistent trend of satisfaction with various aspects of the college. We select random samples of the alumni students. They were given a set of ten questions to seek their responses regarding teaching learning process, internal and external evaluation, learning resources, co-curricular and extra-curricular activities, quality of education and their overall impression etc. They were asked to give ratings starting with D to A. It indicates credit. For analysis we marked A as Excellent, B as Good, C as Average and D as Average below. From the responses and the analysis of these responses it becomes clear that the Alumni of the college were well-satisfied about the working of the college.

*Enclosed:Feedback Data analysis



Principal

S. B. Khade Mahavidyalaya, Koparde,
Tal. Karveer, Dist. Kolhapur

Sangrul Shikshan Sanstha

S.B.Khade Mahavidyalaya, Koparde
Alumni Feedback Analysis
2021-2022

1. Proper rapport with alumni:

Sr.	Particular	Frequency	Percentage (%)
1	Excellent	22	73.33
2	Good	7	23.33
3	Average	1	3.34
4	Average Below	-	-
5	Total	30	100

2. Teaching learning process:

Sr.	Particular	Frequency	Percentage (%)
1	Excellent	20	66.67
2	Good	10	33.33
3	Average	-	-
4	Average Below	-	-
5	Total	30	100

3. Staff of the college is prompt and cooperative:

Sr.	Particular	Frequency	Percentage (%)
1	Excellent	21	70.00
2	Good	08	26.67
3	Average	01	03.33
4	Average Below	-	-
5	Total	30	100

4. Internal evaluation system

Sr.	Particular	Frequency	Percentage (%)
1	Excellent	20	66.67
2	Good	09	30.00
3	Average	01	03.33
4	Average Below	-	-
5	Total	30	100

5. Adequate teaching-learning resources, physical infrastructure and facilities:

Sr.	Particular	Frequency	Percentage (%)
1	Excellent	18	60.00
2	Good	05	16.67
3	Average	07	23.33
4	Average Below	-	-
5	Total	30	100

6. Co-curricular and Extra-curricular Activities:

Sr.	Particular	Frequency	Percentage (%)
1	Excellent	21	70.00
2	Good	09	30.00
3	Average	-	-
4	Average Below	-	-
5	Total	30	100

7. Programs on Eradication of superstitions and environment conservation:

Sr.	Particular	Frequency	Percentage (%)
1	Excellent	18	60.00
2	Good	12	40.00
3	Average	-	-
4	Average Below	-	-
5	Total	30	100

8. Activities organized in the college are organized irrespective of caste, religion, race, gender and economic condition:

Sr.	Particular	Frequency	Percentage (%)
1	Excellent	21	70.00
2	Good	08	26.67
3	Average	01	03.33
4	Average Below	-	-
5	Total	30	100

9. Quality Education:

Sr.	Particular	Frequency	Percentage (%)
1	Excellent	25	83.33
2	Good	05	16.67
3	Average	-	-
4	Average Below	-	-
5	Total	30	100

10. Contribution in the overall development of the college:

Sr.	Particular	Frequency	Percentage (%)
1	Excellent	23	76.67
2	Good	06	20.00
3	Average	01	03.33
4	Average Below	-	-
5	Total	26	100



PRINCIPAL

S. B. Khade Mahavidyalaya, Kopark
T-1, Karveer, Dist. Kolhapur

Sangrul Shikshan Sanstha

S. B. Khade Mahavidyalaya, Koparde
Department of Commerce
Parent Feedback
Report
2021-2022



Our college collects feedback from parents. In the categories of parents at S. B. Khade Mahavidyalaya, Koparde, there is a consistent trend of satisfaction with various aspects of the college. We select the random samples. We collected feedback from parents of the wards during the last five years. For that purpose we prepare a structured questionnaire having ten questions. These questions were related about educational facilities, library services, co - curricular & extra - curricular activities, ICT use etc. The parents were asked to mark their responses starting with the rating D (1 to 25), C (26 to 50), B (51 to 75) A (76 to 100). Most of the parents responded started with A & B. A graphical representation of the response shows that most of the parents were satisfactory regarding the overall working of the college.

*Enclosed:Feedback Data analysis



Principal
PRINCIPAL
S. B. Khade Mahavidyalaya, Koparde
Tal. Karveer, Dist. Kolhapur



Sangrul Shikshan Sanstha

S.B.Khade Mahavidyalaya, Koparde
Department of Commerce
Parent Feedback
2021-2022

1. Adequate Educational Facilities:

Sr.	Particular	Frequency	Percentage (%)
1	Excellent	21	91.30
2	Good	02	08.70
3	Average	-	-
4	Average Below	-	-
5	Total	23	100

2. Qualified and competent teachers:

Sr.	Particular	Frequency	Percentage (%)
1	Excellent	09	39.13
2	Good	14	60.87
3	Average	-	-
4	Average Below	-	-
5	Total	23	100

3. Ecofriendly and clean college campus:

Sr.	Particular	Frequency	Percentage (%)
1	Excellent	18	78.26
2	Good	05	21.74
3	Average	-	-
4	Average Below	-	-
5	Total	23	100

4. Public transport facilities:

Sr.	Particular	Frequency	Percentage (%)
1	Excellent	16	69.56
2	Good	07	30.44
3	Average	-	-
4	Average Below	-	-
5	Total	23	100



5. Teacher parent meet:

Sr.	Particular	Frequency	Percentage (%)
1	Excellent	08	34.78
2	Good	15	65.22
3	Average	-	-
4	Average Below	-	-
5	Total	23	100

6. Suggestions from the parents are considered positively by the college:

Sr.	Particular	Frequency	Percentage (%)
1	Excellent	14	60.86
2	Good	09	39.14
3	Average	-	-
4	Average Below	-	-
5	Total	23	100

7. Library Services:

Sr.	Particular	Frequency	Percentage (%)
1	Excellent	16	69.56
2	Good	07	30.44
3	Average	-	-
4	Average Below	-	-
5	Total	23	100

8. Adequate exposure to the students:

Sr.	Particular	Frequency	Percentage (%)
1	Excellent	12	52.17
2	Good	11	47.83
3	Average	-	-
4	Average Below	-	-
5	Total	23	100

9. Development of overall personality of the ward:

Sr.	Particular	Frequency	Percentage (%)
1	Excellent	14	60.86
2	Good	09	39.14
3	Average	-	-
4	Average Below	-	-
5	Total	23	100

10. Use of ICT:



Sr.	Particular	Frequency	Percentage (%)
1	Excellent	17	73.91
2	Good	06	26.09
3	Average	-	-
4	Average Below	-	-
5	Total	23	100

[Handwritten Signature]

PRINCIPAL

S.B. Mahavidyalaya, Koparde
Dist. Kolhapur

Sangrul Shikshan Sanstha

S. B. Khade Mahavidyalaya, Koparde
Feedback From Student
Report
2021-2022



Our college collects feedback from students. In the categories of students at S. B. Khade Mahavidyalaya, Koparde, there is a consistent trend of satisfaction with various aspects of the college. It seems that 40% of respondents across all B. A. III students rated the admission process as excellent, indicating transparency and fairness; generally, high ratings suggest that the curriculum effectively meets the intended learning outcomes; satisfaction with library services is notable, with most respondents rating them as excellent or good positive feedback indicates effective integration of technology in the teaching-learning process, across all stakeholders, respondents feel strongly encouraged to participate in various activities outside the curriculum, most respondents acknowledge the benefit of programs aimed at enhancing soft skills and employability, satisfaction with expected course outcomes is generally high, indicating confidence in the educational program, strong support from mentor teachers is recognized across all groups, both internal and external examinations are generally viewed positively, with high levels of satisfaction and overall, respondents express satisfaction with academic facilities and services provided by the college. It is stated that the positive overall perception of the college education environment and support systems reflects well on its commitment to student satisfaction.

*Enclosed:Feedback Data analysis



PRINCIPAL
S. B. Khade Mahavidyalaya, Koparde
Tal. Karveer, Dist. Kolhapur



Sangrul Shikshan Sanstha

S.B.Khade Mahavidyalaya, Koparde
Students Feedback Analysis
2021-2022

1. Fairness in Admission Process:

Sr.	Particular	Frequency	Percentage (%)
1	Excellent	30	75.00
2	Good	10	25.00
3	Average	-	-
4	Average Below	-	-
5	Total	40	100

2. Curricular of programme fulfill Learning objectives:

Sr.	Particular	Frequency	Percentage (%)
1	Excellent	22	55
2	Good	10	45
3	Average	-	-
4	Average Below	-	-
5	Total	40	100

3. Satisfied with library support services:

Sr.	Particular	Frequency	Percentage (%)
1	Excellent	19	47.50
2	Good	21	52.50
3	Average	-	-
4	Average Below	-	-
5	Total	40	100

4. Use of ICT tools such as LCD projector, Multimedia etc. while teaching:

Sr.	Particular	Frequency	Percentage (%)
1	Excellent	8	20
2	Good	32	80
3	Average	-	-
4	Average Below	-	-
5	Total	40	100



5. Encourage students for participate in co-curricular and extracurricular activities:

Sr.	Particular	Frequency	Percentage (%)
1	Excellent	16	40
2	Good	24	60
3	Average	-	-
4	Average Below	-	-
5	Total	40	100

6. Benefit from to programmes to inculcate soft skills, life skills and employability skills among the students:

Sr.	Particular	Frequency	Percentage (%)
1	Excellent	23	57.50
2	Good	17	42.50
3	Average	-	-
4	Average Below	-	-
5	Total	40	100

7. Expected course outcomes after completion of the programme

Sr.	Particular	Frequency	Percentage (%)
1	Excellent	21	52.50
2	Good	19	47.50
3	Average	-	-
4	Average Below	-	-
5	Total	40	100

8. Mentor teacher help and supports to students for academic achievement.

Sr.	Particular	Frequency	Percentage (%)
1	Excellent	14	35
2	Good	26	65
3	Average	-	-
4	Average Below	-	-
5	Total	40	100

9. Satisfied with internal/external examinations.

Sr.	Particular	Frequency	Percentage (%)
1	Excellent	20	50
2	Good	20	50
3	Average	-	-
4	Average Below	-	-
5	Total	40	100



10. Satisfied with academic education facilities, services.

Sr.	Particular	Frequency	Percentage (%)
1	Excellent	22	55
2	Good	18	45
3	Average	-	-
4	Average Below	-	-
5	Total	40	100



PRINCIPAL

S. B. Khade Mahavidyalaya, Koparde
Tal. Karveer, Dist. Kolhapur

Sangrul Shikshan Sanstha

S. B. Khade Mahavidyalaya, Koparde
Student Feedback
Report
2021-2022



Our college collects feedback from parents. In the categories of parents at S. B. Khade Mahavidyalaya, Koparde, there is a consistent trend of satisfaction with various aspects of the college. We select the random samples. We collected feedback from parents of the wards during the last five years. For that purpose we prepare a structured questionnaire having ten questions. These questions were related about educational facilities, library services, co – curricular & extra - curricular activities, ICT use etc. The parents were asked to mark their responses starting with the rating D (1 to 25), C (26 to 50), B (51 to 75) A (76 to 100). Most of the parents responded started with A & B. A graphical representation of the response shows that most of the parents were satisfactory regarding the overall working of the college.

*Enclosed:Feedback Data analysis



Principal

S. B. Khade Mahavidyalaya, Koparde
Tal. Karveer, Dist. Kolhapur

Sangrul Shikshan Sanstha

S.B.Khade Mahavidyalaya, Koparde
Parent Feedback

2021-22



1. Adequate Educational Facilities:

Sr.	Particular	Frequency	Percentage (%)
1	Excellent	15	75
2	Good	5	25
3	Average	-	-
4	Average Below	-	-
5	Total	20	100

2. Qualified and competent teachers:

Sr.	Particular	Frequency	Percentage (%)
1	Excellent	16	80
2	Good	04	20
3	Average	-	-
4	Average Below	-	-
5	Total	20	100

3. Ecofriendly and clean college campus:

Sr.	Particular	Frequency	Percentage (%)
1	Excellent	19	95
2	Good	01	05
3	Average	-	-
4	Average Below	-	-
5	Total	20	100

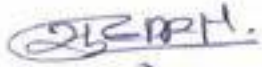
4. Public transport facilities:

Sr.	Particular	Frequency	Percentage (%)
1	Excellent	09	45
2	Good	11	55
3	Average	-	-
4	Average Below	-	-
5	Total	20	100

10. Use of ICT:



Sr.	Particular	Frequency	Percentage (%)
1	Excellent	13	65
2	Good	07	35
3	Average	-	-
4	Average Below	-	-
5	Total	20	100


PRINCIPAL
S. B. Khade Mahavidyalaya, Koparde
Tal. Karveer, Dist. Kolhapur

Sangrul Shikshan Sanstha

S. B. Khade Mahavidyalaya, Koparde
Department of Commerce
Student Feedback
Report
2021-2022



Our college collects feedback from students. In the categories of students at S. B. Khade Mahavidyalaya, Koparde, there is a consistent trend of satisfaction with various aspects of the college. It seems that 40% of respondents across all B. A. III students rated the admission process as excellent, indicating transparency and fairness; generally, high ratings suggest that the curriculum effectively meets the intended learning outcomes; satisfaction with library services is notable, with most respondents rating them as excellent or good positive feedback indicates effective integration of technology in the teaching-learning process, across all stakeholders, respondents feel strongly encouraged to participate in various activities outside the curriculum, most respondents acknowledge the benefit of programs aimed at enhancing soft skills and employability, satisfaction with expected course outcomes is generally high, indicating confidence in the educational program, strong support from mentor teachers is recognized across all groups, both internal and external examinations are generally viewed positively, with high levels of satisfaction and overall, respondents express satisfaction with academic facilities and services provided by the college. It is stated that the positive overall perception of the college education environment and support systems reflects well on its commitment to student satisfaction.

*Enclosed:Feedback Data analysis



PRINCIPAL
Principal

S. B. Khade Mahavidyalaya, Koparde
Tal. Karveer, Dist. Kolhapur

Sangrul Shikshan Sanstha



S.B.Khade Mahavidyalaya, Koparde
Department of Commerce
Students Feedback Analysis
2021-2022

1. Fairness in Admission Process:

Sr.	Particular	Frequency	Percentage (%)
1	Excellent	06	15
2	Good	34	85
3	Average	-	-
4	Average Below	-	-
5	Total	40	100

2. Curricular of programme fulfill Learning objectives:

Sr.	Particular	Frequency	Percentage (%)
1	Excellent	12	30
2	Good	28	70
3	Average	-	-
4	Average Below	-	-
5	Total	40	100

3. Satisfied with library support services:

Sr.	Particular	Frequency	Percentage (%)
1	Excellent	06	15
2	Good	34	85
3	Average	-	-
4	Average Below	-	-
5	Total	40	100

4. Use of ICT tools such as LCD projector, Multimedia etc.
while teaching:

Sr.	Particular	Frequency	Percentage (%)
1	Excellent	08	20
2	Good	32	80
3	Average	-	-
4	Average Below	-	-
5	Total	40	100

5. Encourage students for participate in co-curricular and extracurricular activities:

Sr.	Particular	Frequency	Percentage (%)
1	Excellent	12	30
2	Good	28	70
3	Average	-	-
4	Average Below	-	-
5	Total	40	100



6. Benefit from to programmes to inculcate soft skills, life skills and employability skills among the students:

Sr.	Particular	Frequency	Percentage (%)
1	Excellent	24	60
2	Good	16	40
3	Average	-	-
4	Average Below	-	-
5	Total	40	100

7. Expected course outcomes after completion of the programme:

Sr.	Particular	Frequency	Percentage (%)
1	Excellent	27	67.5
2	Good	13	32.5
3	Average	-	-
4	Average Below	-	-
5	Total	40	100

8. Mentor teacher help and supports to students for academic achievement.

Sr.	Particular	Frequency	Percentage (%)
1	Excellent	24	60
2	Good	16	40
3	Average	-	-
4	Average Below	-	-
5	Total	40	100

9. Satisfied with internal/external examinations.

Sr.	Particular	Frequency	Percentage (%)
1	Excellent	32	80
2	Good	08	20
3	Average	-	-
4	Average Below	-	-
5	Total	40	100

10. Satisfied with academic education facilities, services.



Sr.	Particular	Frequency	Percentage (%)
1	Excellent	35	87.5
2	Good	05	12.5
3	Average	-	-
4	Average Below	-	-
5	Total	40	100



S. B. Khade Mahavidyalaya, Koparde
Tal. Karveer, Dist. Kolhapur

Sangrul Shikshan Sanstha

S. B. Khade Mahavidyalaya, Koparde
Faculty of Arts
Teacher Feedback
Report
2021-2022



Our college collects feedback about the working of the teachers from the students. In these categories at S. B. Khade Mahavidyalaya, Koparde, there is a consistent trend of satisfaction with various aspects of the college. We collect the random samples. The college collects feedback from the students seeking their opinions regarding the general working of the teachers. We have provided the students questionnaire of sixteen questions. These questions are related with the teachers command on their subjects teaching methods, student's participations, organizing seminars, group discussions, tests etc. The students rated their responses on five point scales starting with unsatisfactory, satisfactory, silent, good, and excellent. The responses given by the students were analyzed. It shows that the majority of students are satisfied and happy with the working of the teachers.

*Enclosed:Feedback Data analysis



Principal

S. B. Khade Mahavidyalaya, Koparde
Tal. Karveer, Dist. Kolhapur

Sangrul Shikshan Sanstha

S.B.Khade Mahavidyalaya, Koparde

Faculty of Arts

Teacher Feedback Analysis

2021-2022



1. Teachers Command on the subject:

Sr.	Particular	Frequency	Percentage (%)
1	Excellent	53	100
2	Good	-	-
3	Silent	-	-
4	Satisfactory	-	-
5	Unsatisfactory	-	-
6	Total	53	100

2. Teacher's Command on Teaching:

Sr.	Particular	Frequency	Percentage (%)
1	Excellent	48	90.56
2	Good	05	09.44
3	Silent	-	-
4	Satisfactory	-	-
5	Unsatisfactory	-	-
6	Total	53	100

3.

3. Use of illustrations, current events:

Sr.	Particular	Frequency	Percentage (%)
1	Excellent	47	88.68
2	Good	05	09.44
3	Silent	01	01.88
4	Satisfactory	-	-
5	Unsatisfactory	-	-
6	Total	53	100

4. Readiness to satisfy doubts and difficulties of students:

Sr.	Particular	Frequency	Percentage (%)
1	Excellent	50	94.34
2	Good	03	05.66
3	Silent	-	-
4	Satisfactory	-	-
5	Unsatisfactory	-	-
6	Total	53	100

5. Skill and ability:

Sr.	Particular	Frequency	Percentage (%)
1	Excellent	47	88.68
2	Good	06	11.32
3	Silent	-	-
4	Satisfactory	-	-
5	Unsatisfactory	-	-
6	Total	53	100



6. Asking questions to students:

Sr.	Particular	Frequency	Percentage (%)
1	Excellent	29	54.72
2	Good	24	45.28
3	Silent	-	-
4	Satisfactory	-	-
5	Unsatisfactory	-	-
6	Total	53	100

7. Use of seminars, group discussion, quiz, tutorials etc.

Sr.	Particular	Frequency	Percentage (%)
1	Excellent	41	77.35
2	Good	12	22.65
3	Silent	-	-
4	Satisfactory	-	-
5	Unsatisfactory	-	-
6	Total	53	100

8. Frequency in suggesting reference books :

Sr.	Particular	Frequency	Percentage (%)
1	Excellent	45	84.90
2	Good	07	13.22
3	Silent	01	01.88
4	Satisfactory	-	-
5	Unsatisfactory	-	-
6	Total	53	100



9. Conducting regular tests:

Sr.	Particular	Frequency	Percentage (%)
1	Excellent	46	86.80
2	Good	06	11.32
3	Silent	01	01.88
4	Satisfactory	-	-
5	Unsatisfactory	-	-
6	Total	53	100

10. Completion of syllabus in time:

Sr.	Particular	Frequency	Percentage (%)
1	Excellent	47	88.68
2	Good	06	11.32
3	Silent	-	-
4	Satisfactory	-	-
5	Unsatisfactory	-	-
6	Total	53	100

11. Model question and answers on the topic taught:

Sr.	Particular	Frequency	Percentage (%)
1	Excellent	48	90.56
2	Good	05	09.44
3	Silent	-	-
4	Satisfactory	-	-
5	Unsatisfactory	-	-
6	Total	53	100

12. Readiness to assess notes, answers prepared by student:

Sr.	Particular	Frequency	Percentage (%)
1	Excellent	44	88.02
2	Good	09	16.98
3	Silent	-	-
4	Satisfactory	-	-
5	Unsatisfactory	-	-
6	Total	53	100



13. Detailed teaching topic/syllabus:

Sr.	Particular	Frequency	Percentage (%)
1	Excellent	46	86.80
2	Good	07	13.20
3	Silent	-	-
4	Satisfactory	-	-
5	Unsatisfactory	-	-
6	Total	53	100

14. Supplying notes on topic:

Sr.	Particular	Frequency	Percentage (%)
1	Excellent	50	94.34
2	Good	03	05.66
3	Silent	-	-
4	Satisfactory	-	-
5	Unsatisfactory	-	-
6	Total	53	100

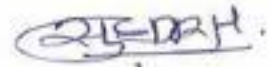
15. Preparation for college/university examinations:

Sr.	Particular	Frequency	Percentage (%)
1	Excellent	43	81.14
2	Good	10	18.86
3	Silent	-	-
4	Satisfactory	-	-
5	Unsatisfactory	-	-
6	Total	53	100



16. Encouragement of PG education:

Sr.	Particular	Frequency	Percentage (%)
1	Excellent	43	81.14
2	Good	10	18.86
3	Silent	-	-
4	Satisfactory	-	-
5	Unsatisfactory	-	-
6	Total	53	100



PRINCIPAL

S. B. Khade Mahavidyalaya, Kopard
Tal. Karveer, Dist. Kolhapur

Sangrul Shikshan Sanstha


S. B. Khade Mahavidyalaya, Koparde
Department of Commerce
Teacher Feedback
Report
2021-2022



Our college collects feedback about the working of the teachers from the students. In these categories at S. B. Khade Mahavidyalaya, Koparde, there is a consistent trend of satisfaction with various aspects of the college. We collect the random samples. The college collects feedback from the students seeking their opinions regarding the general working of the teachers. We have provided the students questionnaire of sixteen questions. These questions are related with the teachers command on their subjects teaching methods, student's participations, organizing seminars, group discussions, tests etc. The students rated their responses on five point scales starting with unsatisfactory, satisfactory, silent, good, and excellent. The responses given by the students were analyzed. It shows that the majority of students are satisfied and happy with the working of the teachers.

*Enclosed:Feedback Data analysis




Principal

PRINCIPAL

S. B. Khade Mahavidyalaya, Koparde
Tal. Karveer, Dist. Kolhapur

Sangrul Shikshan Sanstha



S.B.Khade Mahavidyalaya, Koparde
Department of Commerce
Teacher Feedback Analysis
2021-2022

1. Teachers Command on the subject:

Sr.	Particular	Frequency	Percentage (%)
1	Excellent	29	96.67
2	Good	01	3.33
3	Silent	-	-
4	Satisfactory	-	-
5	Unsatisfactory	-	-
5	Total	30	100

2. Teacher's Command on Teaching:

Sr.	Particular	Frequency	Percentage (%)
1	Excellent	20	66.67
2	Good	10	33.33
3	Silent	-	-
4	Satisfactory	-	-
5	Unsatisfactory	-	-
5	Total	30	100

3.

3. Use of illustrations, current events:

Sr.	Particular	Frequency	Percentage (%)
1	Excellent	21	70
2	Good	09	30
3	Silent	-	-
4	Satisfactory	-	-
5	Unsatisfactory	-	-
6	Total	30	100

4. Readiness to satisfy doubts and difficulties of students:

Sr.	Particular	Frequency	Percentage (%)
1	Excellent	18	60
2	Good	12	40
3	Silent	-	-
4	Satisfactory	-	-
5	Unsatisfactory	-	-
6	Total	30	100



5. Skill and ability:

Sr.	Particular	Frequency	Percentage (%)
1	Excellent	20	66.67
2	Good	10	33.33
3	Silent	-	-
4	Satisfactory	-	-
5	Unsatisfactory	-	-
6	Total	30	100

6. Asking questions to students:

Sr.	Particular	Frequency	Percentage (%)
1	Excellent	17	56.67
2	Good	13	43.33
3	Silent	-	-
4	Satisfactory	-	-
5	Unsatisfactory	-	-
5	Total	30	100

7. Use of seminars, group discussion, quiz, tutorials etc.

Sr.	Particular	Frequency	Percentage (%)
1	Excellent	16	53.34
2	Good	13	43.33
3	Silent	01	3.33
4	Satisfactory	-	-
5	Unsatisfactory	-	-
5	Total	30	100



8. Frequency in suggesting reference books :

Sr.	Particular	Frequency	Percentage (%)
1	Excellent	19	63.33
2	Good	11	36.67
3	Silent	-	-
4	Satisfactory	-	-
5	Unsatisfactory	-	-
5	Total	30	100

9. Conducting regular tests:

Sr.	Particular	Frequency	Percentage (%)
1	Excellent	17	56.67
2	Good	13	43.33
3	Silent	-	-
4	Satisfactory	-	-
5	Unsatisfactory	-	-
5	Total	30	100

10. Completion of syllabus in time:

Sr.	Particular	Frequency	Percentage (%)
1	Excellent	14	46.67
2	Good	16	53.33
3	Silent	-	-
4	Satisfactory	-	-
5	Unsatisfactory	-	-
5	Total	30	100



11. Model question and answers on the topic taught:

Sr.	Particular	Frequency	Percentage (%)
1	Excellent	18	60
2	Good	12	40
3	Silent	-	-
4	Satisfactory	-	-
5	Unsatisfactory	-	-
5	Total	30	100

12. Readiness to asses notes, answers prepared by student:

Sr.	Particular	Frequency	Percentage (%)
1	Excellent	17	56.67
2	Good	13	43.33
3	Silent	-	-
4	Satisfactory	-	-
5	Unsatisfactory	-	-
5	Total	30	100

13. Detailed teaching topic/syllabus:

Sr.	Particular	Frequency	Percentage (%)
1	Excellent	17	56.67
2	Good	13	43.33
3	Silent	-	-
4	Satisfactory	-	-
5	Unsatisfactory	-	-
5	Total	30	100



14. Supplying notes on topic:

Sr.	Particular	Frequency	Percentage (%)
1	Excellent	18	60
2	Good	12	40
3	Silent	-	-
4	Satisfactory	-	-
5	Unsatisfactory	-	-
5	Total	30	100

15. Preparation for college/university examinations:

Sr.	Particular	Frequency	Percentage (%)
1	Excellent	19	63.33
2	Good	11	36.67
3	Silent	-	-
4	Satisfactory	-	-
5	Unsatisfactory	-	-
5	Total	30	100

16. Encouragement of PG education:

Sr.	Particular	Frequency	Percentage (%)
1	Excellent	16	53.33
2	Good	14	46.67
3	Silent	-	-
4	Satisfactory	-	-
5	Unsatisfactory	-	-
5	Total	30	100

PRINCIPAL

S. B. Khade Mahavidyalaya, Koparda
Tal. Karveer, Dist. Kolhapur

Sangrul Shikshan Sanstha

S. B. Khade Mahavidyalaya, Koparde
Department of Commerce
Alumni Feedback
Report
2021-22



Our college collects feedback from alumni. In the categories of alumni at S. B. Khade Mahavidyalaya, Koparde, there is a consistent trend of satisfaction with various aspects of the college. We select random samples of the alumni students. They were given a set of ten questions to seek their responses regarding teaching learning process, internal and external evaluation, learning resources, co-curricular and extra-curricular activities, quality of education and their overall impression etc. They were asked to give ratings starting with D to A. It indicates credit. For analysis we marked A as Excellent, B as Good, C as Average and D as Average below. From the responses and the analysis of these responses it becomes clear that the Alumni of the college were well-satisfied about the working of the college.

*Enclosed:Feedback Data analysis



(Signature)

PRINCIPAL

S. B. Khade Mahavidyalaya, Koparde
Tal. Karveer, Dist. Kolhapur



5. Adequate teaching –learning resources, physical infrastructure and facilities:

Sr.	Particular	Frequency	Percentage (%)
1	Excellent	14	56
2	Good	11	44
3	Average	-	-
4	Average Below	-	-
5	Total	25	100

6. Co-curricular and Extra-curricular Activities:

Sr.	Particular	Frequency	Percentage (%)
1	Excellent	21	84
2	Good	04	16
3	Average	-	-
4	Average Below	-	-
5	Total	25	100

7. Programs on Eradication of superstitions and environment conservation:

Sr.	Particular	Frequency	Percentage (%)
1	Excellent	17	68
2	Good	07	28
3	Average	01	04
4	Average Below	-	-
5	Total	25	100

8. Activities organized in the college are organized irrespective of caste, religion, race, gender and economic condition:

Sr.	Particular	Frequency	Percentage (%)
1	Excellent	18	72
2	Good	05	20
3	Average	02	08
4	Average Below	-	-
5	Total	25	100

9. Quality Education:

Sr.	Particular	Frequency	Percentage (%)
1	Excellent	22	88
2	Good	03	12
3	Average	-	-
4	Average Below	-	-
5	Total	25	100

10. Contribution in the overall development of the college:



Sr.	Particular	Frequency	Percentage (%)
1	Excellent	24	96
2	Good	01	04
3	Average	-	-
4	Average Below	-	-
5	Total	25	100

PRINCIPAL

S. B. Khade Mahavidyalaya, Koparde
Tal. Karveer, Dist. Kolhapur

Sangrul Shikshan Sanstha

S. B. Khade Mahavidyalaya, Koparde
Department of Commerce
Student Feedback
Report
2019-2020



Our college collects feedback from students. In the categories of students at S. B. Khade Mahavidyalaya, Koparde, there is a consistent trend of satisfaction with various aspects of the college. It seems that 40% of respondents across all B. A. III students rated the admission process as excellent, indicating transparency and fairness; generally, high ratings suggest that the curriculum effectively meets the intended learning outcomes; satisfaction with library services is notable, with most respondents rating them as excellent or good positive feedback indicates effective integration of technology in the teaching-learning process, across all stakeholders, respondents feel strongly encouraged to participate in various activities outside the curriculum, most respondents acknowledge the benefit of programs aimed at enhancing soft skills and employability, satisfaction with expected course outcomes is generally high, indicating confidence in the educational program, strong support from mentor teachers is recognized across all groups, both internal and external examinations are generally viewed positively, with high levels of satisfaction and overall, respondents express satisfaction with academic facilities and services provided by the college. It is stated that the positive overall perception of the college education environment and support systems reflects well on its commitment to student satisfaction.

*Enclosed:Feedback Data analysis



Principal

S. B. Khade Mahavidyalaya, Koparde
Tal. Karveer, Dist. Kolhapur

Sangrul Shikshan Sanstha



S.B.Khade Mahavidyalaya, Koparde
Department of Commerce
Students Feedback Analysis
2019-2020

1. Fairness in Admission Process:

Sr.	Particular	Frequency	Percentage (%)
1	Excellent	29	72.5
2	Good	11	27.5
3	Average	-	-
4	Average Below	-	-
5	Total	40	100

2. Curricular of programme fulfill Learning objectives:

Sr.	Particular	Frequency	Percentage (%)
1	Excellent	18	45
2	Good	22	55
3	Average	-	-
4	Average Below	-	-
5	Total	40	100

3. Satisfied with library support services:

Sr.	Particular	Frequency	Percentage (%)
1	Excellent	28	70
2	Good	12	30
3	Average	-	-
4	Average Below	-	-
5	Total	40	100

4. Use of ICT tools such as LCD projector, Multimedia etc. while teaching:

Sr.	Particular	Frequency	Percentage (%)
1	Excellent	12	30
2	Good	28	70
3	Average	-	-
4	Average Below	-	-
5	Total	40	100

5. Encourage students for participate in co-curricular and extracurricular activities:

Sr.	Particular	Frequency	Percentage (%)
1	Excellent	21	52.5
2	Good	19	47.5
3	Average	-	-
4	Average Below	-	-
5	Total	40	100



6. Benefit from to programmes to inculcate soft skills, life skills and employability skills among the students:

Sr.	Particular	Frequency	Percentage (%)
1	Excellent	28	70
2	Good	12	30
3	Average	-	-
4	Average Below	-	-
5	Total	40	100

7. Expected course outcomes after completion of the programme

Sr.	Particular	Frequency	Percentage (%)
1	Excellent	35	87.5
2	Good	05	12.5
3	Average	-	-
4	Average Below	-	-
5	Total	40	100

8. Mentor teacher help and supports to students for academic achievement.

Sr.	Particular	Frequency	Percentage (%)
1	Excellent	33	82.5
2	Good	07	17.5
3	Average	-	-
4	Average Below	-	-
5	Total	40	100

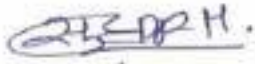
9. Satisfied with internal/external examinations.

Sr.	Particular	Frequency	Percentage (%)
1	Excellent	38	95
2	Good	01	2.5
3	Average	01	2.5
4	Average Below	-	-
5	Total	40	100

10. Satisfied with academic education facilities, services.

Sr.	Particular	Frequency	Percentage (%)
1	Excellent	34	85
2	Good	06	15
3	Average	-	-
4	Average Below	-	-
5	Total	40	100




PRINCIPAL
S. B. Khade Manavidyalaya, Koparde
Tal. Karveer, Dist. Kolhapur



Sangrul Shikshan Sanstha

S. B. Khade Mahavidyalaya, Koparde
Student Feedback
Report
2019-2020

Our college collects feedback from students. In the categories of students at S. B. Khade Mahavidyalaya, Koparde, there is a consistent trend of satisfaction with various aspects of the college. It seems that 40% of respondents across all B. A. III students rated the admission process as excellent, indicating transparency and fairness; generally, high ratings suggest that the curriculum effectively meets the intended learning outcomes; satisfaction with library services is notable, with most respondents rating them as excellent or good positive feedback indicates effective integration of technology in the teaching-learning process, across all stakeholders, respondents feel strongly encouraged to participate in various activities outside the curriculum, most respondents acknowledge the benefit of programs aimed at enhancing soft skills and employability, satisfaction with expected course outcomes is generally high, indicating confidence in the educational program, strong support from mentor teachers is recognized across all groups, both internal and external examinations are generally viewed positively, with high levels of satisfaction and overall, respondents express satisfaction with academic facilities and services provided by the college. It is stated that the positive overall perception of the college education environment and support systems reflects well on its commitment to student satisfaction.

*Enclosed:Feedback Data analysis



Principal

S. B. Khade Mahavidyalaya, Koparde
Tal. Karveer, Dist. Kolhapur



Sangrul Shikshan Sanstha

S.B.Khade Mahavidyalaya, Koparde
Students Feedback Analysis
2019-2020

1. Fairness in Admission Process:

Sr.	Particular	Frequency	Percentage (%)
1	Excellent	31	75.60
2	Good	10	24.40
3	Average	-	-
4	Average Below	-	-
5	Total	41	100

2. Curricular of programme fulfill Learning objectives:

Sr.	Particular	Frequency	Percentage (%)
1	Excellent	8	19.52
2	Good	33	80.48
3	Average	-	-
4	Average Below	-	-
5	Total	41	100

3. Satisfied with library support services:

Sr.	Particular	Frequency	Percentage (%)
1	Excellent	3	7.32
2	Good	37	90.24
3	Average	1	2.44
4	Average Below	-	-
5	Total	41	100

4. Use of ICT tools such as LCD projector, Multimedia etc. while teaching:

Sr.	Particular	Frequency	Percentage (%)
1	Excellent	4	9.75
2	Good	37	90.25
3	Average	-	-
4	Average Below	-	-
5	Total	41	100



5. Encourage students for participate in co-curricular and extracurricular activities:

Sr.	Particular	Frequency	Percentage (%)
1	Excellent	10	24.40
2	Good	28	68.30
3	Average	3	7.30
4	Average Below	-	-
5	Total	41	100

6. Benefit from to programmes to inculcate soft skills, life skills and employability skills among the students:

Sr.	Particular	Frequency	Percentage (%)
1	Excellent	9	21.95
2	Good	32	78.05
3	Average	-	-
4	Average Below	-	-
5	Total	41	100

7. Expected course outcomes after completion of the programme

Sr.	Particular	Frequency	Percentage (%)
1	Excellent	9	21.95
2	Good	32	78.05
3	Average	-	-
4	Average Below	-	-
5	Total	41	100

8. Mentor teacher help and supports to students for academic achievement.

Sr.	Particular	Frequency	Percentage (%)
1	Excellent	13	31.70
2	Good	27	65.85
3	Average	1	2.45
4	Average Below	-	-
5	Total	41	100

9. Satisfied with internal/external examinations.

Sr.	Particular	Frequency	Percentage (%)
1	Excellent	10	24.40
2	Good	29	70.72
3	Average	-	-
4	Average Below	2	4.88
5	Total	41	100



10. Satisfied with academic education facilities, services.

Sr.	Particular	Frequency	Percentage (%)
1	Excellent	10	24.40
2	Good	29	70.72
3	Average	2	4.88
4	Average Below	-	-
5	Total	41	100

PRINCIPAL

S. B. Khade Mahavidyalaya, Koparde
Tal. Karveer, Dist. Kolhapur

Sangrul Shikshan Sanstha

S. B. Khade Mahavidyalaya, Koparde
Faculty of Arts
Teacher Feedback
Report
2019-2020



Our college collects feedback about the working of the teachers from the students. In these categories at S. B. Khade Mahavidyalaya, Koparde, there is a consistent trend of satisfaction with various aspects of the college. We collect the random samples. The college collects feedback from the students seeking their opinions regarding the general working of the teachers. We have provided the students questionnaire of sixteen questions. These questions are related with the teachers command on their subjects teaching methods, student's participations, organizing seminars, group discussions, tests etc. The students rated their responses on five point scales starting with unsatisfactory, satisfactory, silent, good, and excellent. The responses given by the students were analyzed. It shows that the majority of students are satisfied and happy with the working of the teachers.

*Enclosed:Feedback Data analysis



NAAEC coordinator

Principal

S. B. Khade Mahavidyalaya, Koparde
Tal. Karveer, Dist. Kolhapur

Sangrul Shikshan Sanstha

S.B.Khade Mahavidyalaya, Koparde
Faculty of Arts
Teacher Feedback Analysis
2019-2020



1. Teachers Command on the subject:

Sr.	Particular	Frequency	Percentage (%)
1	Excellent	30	75.00
2	Good	10	25.00
3	Silent	-	-
4	Satisfactory	-	-
5	Unsatisfactory	-	-
6	Total	40	100

2. Teacher's Command on Teaching:

Sr.	Particular	Frequency	Percentage (%)
1	Excellent	23	57.05
2	Good	17	42.05
3	Silent	-	-
4	Satisfactory	-	-
5	Unsatisfactory	-	-
6	Total	40	100

3.

3. Use of illustrations, current events:

Sr.	Particular	Frequency	Percentage (%)
1	Excellent	14	35.00
2	Good	26	65.00
3	Silent	-	-
4	Satisfactory	-	-
5	Unsatisfactory	-	-
6	Total	40	100

4. Readiness to satisfy doubts and difficulties of students:

Sr.	Particular	Frequency	Percentage (%)
1	Excellent	26	65.00
2	Good	14	35.00
3	Silent	-	-
4	Satisfactory	-	-
5	Unsatisfactory	-	-
6	Total	40	100

5. Skill and ability:

Sr.	Particular	Frequency	Percentage (%)
1	Excellent	05	12.05
2	Good	35	87.05
3	Silent	-	-
4	Satisfactory	-	-
5	Unsatisfactory	-	-
6	Total	40	100



6. Asking questions to students:

Sr.	Particular	Frequency	Percentage (%)
1	Excellent	27	67.05
2	Good	13	32.05
3	Silent	-	-
4	Satisfactory	-	-
5	Unsatisfactory	-	-
6	Total	40	100

7. Use of seminars, group discussion, quiz, tutorials etc.

Sr.	Particular	Frequency	Percentage (%)
1	Excellent	16	40.00
2	Good	24	60.00
3	Silent	-	-
4	Satisfactory	-	-
5	Unsatisfactory	-	-
6	Total	40	100

8. Frequency in suggesting reference books :

Sr.	Particular	Frequency	Percentage (%)
1	Excellent	17	42.05
2	Good	23	57.05
3	Silent	-	-
4	Satisfactory	-	-
5	Unsatisfactory	-	-
6	Total	40	100

9. Conducting regular tests:

Sr.	Particular	Frequency	Percentage (%)
1	Excellent	16	40.00
2	Good	24	60.00
3	Silent	-	-
4	Satisfactory	-	-
5	Unsatisfactory	-	-
6	Total	40	100



10. Completion of syllabus in time:

Sr.	Particular	Frequency	Percentage (%)
1	Excellent	26	65.00
2	Good	14	35.00
3	Silent	-	-
4	Satisfactory	-	-
5	Unsatisfactory	-	-
6	Total	40	100

11. Model question and answers on the topic taught:

Sr.	Particular	Frequency	Percentage (%)
1	Excellent	10	25.00
2	Good	30	75.00
3	Silent	-	-
4	Satisfactory	-	-
5	Unsatisfactory	-	-
6	Total	40	100

12. Readiness to assess notes, answers prepared by student:

Sr.	Particular	Frequency	Percentage (%)
1	Excellent	19	47.05
2	Good	21	52.05
3	Silent	-	-
4	Satisfactory	-	-
5	Unsatisfactory	-	-
6	Total	40	100

13. Detailed teaching topic/syllabus:

Sr.	Particular	Frequency	Percentage (%)
1	Excellent	29	72.05
2	Good	11	27.05
3	Silent	-	-
4	Satisfactory	-	-
5	Unsatisfactory	-	-
6	Total	40	100



14. Supplying notes on topic:

Sr.	Particular	Frequency	Percentage (%)
1	Excellent	28	70.00
2	Good	12	30.00
3	Silent	-	-
4	Satisfactory	-	-
5	Unsatisfactory	-	-
6	Total	40	100

15. Preparation for college/university examinations:

Sr.	Particular	Frequency	Percentage (%)
1	Excellent	16	40.00
2	Good	24	60.00
3	Silent	-	-
4	Satisfactory	-	-
5	Unsatisfactory	-	-
6	Total	40	100

16. Encouragement of PG education:

Sr.	Particular	Frequency	Percentage (%)
1	Excellent	18	45
2	Good	22	55
3	Silent	-	-
4	Satisfactory	-	-
5	Unsatisfactory	-	-
6	Total	40	100

(Signature)

PRINCIPAL

S. B. Khade Mahavidyalaya, Koparde
Tal. ... Dist. ... Maharashtra

Sangrul Shikshan Sanstha

S. B. Khade Mahavidyalaya, Koparde
Parent Feedback
Report
2019-2020



Our college collects feedback from parents. In the categories of parents at S. B. Khade Mahavidyalaya, Koparde, there is a consistent trend of satisfaction with various aspects of the college. We select the random samples. We collected feedback from parents of the wards during the last five years. For that purpose we prepare a structured questionnaire having ten questions. These questions were related about educational facilities, library services, co – curricular & extra - curricular activities, ICT use etc. The parents were asked to mark their responses starting with the rating D (1 to 25), C (26 to 50), B (51 to 75) A (76 to 100). Most of the parents responded started with A & B. A graphical representation of the response shows that most of the parents were satisfactory regarding the overall working of the college.

*Enclosed:Feedback Data analysis



NAAC Coordinator

[Handwritten Signature]

PRINCIPAL

S. B. Khade Mahavidyalaya, Koparde
Tal. Karapur, Dist. Kolhapur

Principal



Sangrul Shikshan Sanstha

S.B.Khade Mahavidyalaya, Koparde
Parent Feedback Analysis
2019-2020

1. Adequate Educational Facilities:

Sr.	Particular	Frequency	Percentage (%)
1	Excellent	33	91.67
2	Good	03	08.33
3	Average	-	-
4	Average Below	-	-
5	Total	36	100

2. Qualified and competent Teachers:

Sr.	Particular	Frequency	Percentage (%)
1	Excellent	22	61.11
2	Good	14	38.89
3	Average	-	-
4	Average Below	-	-
5	Total	36	100

3. Ecofriendly and clean college campus :

Sr.	Particular	Frequency	Percentage (%)
1	Excellent	33	91.67
2	Good	03	08.33
3	Average	-	-
4	Average Below	-	-
5	Total	36	100

4. Public and transport facilities:

Sr.	Particular	Frequency	Percentage (%)
1	Excellent	13	36.11
2	Good	21	58.33
3	Average	02	05.56
4	Average Below	-	-
5	Total	36	100

S.B. Khade
Koparde



5. Teacher-parent meet:

Sr.	Particular	Frequency	Percentage (%)
1	Excellent	11	30.55
2	Good	18	50.00
3	Average	06	16.67
4	Average Below	01	02.78
5	Total	36	100

6. Suggestions from the parents are considered positively by the college:

Sr.	Particular	Frequency	Percentage (%)
1	Excellent	17	47.22
2	Good	14	38.89
3	Average	05	13.89
4	Average Below	-	-
5	Total	36	100

7. Library Services:

Sr.	Particular	Frequency	Percentage (%)
1	Excellent	26	72.22
2	Good	10	27.78
3	Average	-	-
4	Average Below	-	-
5	Total	36	100

8. Adequate exposure to the student.

Sr.	Particular	Frequency	Percentage (%)
1	Excellent	24	66.67
2	Good	12	33.33
3	Average	-	-
4	Average Below	-	-
5	Total	36	100


9. The overall development of the personality of the ward.

Sr.	Particular	Frequency	Percentage (%)
1	Excellent	24	66.67
2	Good	12	33.33
3	Average	-	-
4	Average Below	-	-
5	Total	36	100

10. Use of ICT.



Sr.	Particular	Frequency	Percentage (%)
1	Excellent	08	22.22
2	Good	26	72.22
3	Average	02	05.56
4	Average Below	-	-
5	Total	36	100



PRINCIPAL
S. B. Khade Mahavidyalaya, Koparde,
Tal. Karveer, Dist. Kolhapur

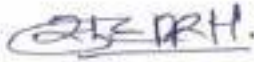
Sangrul Shikshan Sanstha

S. B. Khade Mahavidyalaya, Koparde
Alumni Feedback
Report
2019-2020

Our college collects feedback from alumni. In the categories of alumni at S. B. Khade Mahavidyalaya, Koparde, there is a consistent trend of satisfaction with various aspects of the college. We select random samples of the alumni students. They were given a set of ten questions to seek their responses regarding teaching learning process, internal and external evaluation, learning resources, co-curricular and extra-curricular activities, quality of education and their overall impression etc. They were asked to give ratings starting with D to A. It indicates credit. For analysis we marked A as Excellent, B as Good, C as Average and D as Average below. From the responses and the analysis of these responses it becomes clear that the Alumni of the college were well-satisfied about the working of the college.

*Enclosed:Feedback Data analysis

NAAC Coordinator


PRINCIPAL
S. B. Khade Mahavidyalaya, Koparde
Tal Karveer, Dist. Kolhapur

Sangrul Shikshan Sanstha

S.B.Khade Mahavidyalaya, Koparde
Alumni Feedback Analysis
2019-20

1. Proper rapport with alumni:

Sr.	Particular	Frequency	Percentage (%)
1	Excellent	25	100
2	Good	-	-
3	Average	-	-
4	Average Below	-	-
5	Total	25	100

2. Teaching learning process:

Sr.	Particular	Frequency	Percentage (%)
1	Excellent	23	92
2	Good	02	08
3	Average	-	-
4	Average Below	-	-
5	Total	25	100

3. Staff of the college is prompt and cooperative:

Sr.	Particular	Frequency	Percentage (%)
1	Excellent	12	48
2	Good	13	52
3	Average	-	-
4	Average Below	-	-
5	Total	25	100

4. Internal evaluation system

Sr.	Particular	Frequency	Percentage (%)
1	Excellent	17	68
2	Good	08	32
3	Average	-	-
4	Average Below	-	-
5	Total	25	100

5. Adequate teaching –learning resources, physical infrastructure and facilities:

Sr.	Particular	Frequency	Percentage (%)
1	Excellent	17	68
2	Good	08	32
3	Average	-	-
4	Average Below	-	-
5	Total	25	100

6. Co-curricular and Extra-curricular Activities:

Sr.	Particular	Frequency	Percentage (%)
1	Excellent	18	72
2	Good	05	20
3	Average	02	08
4	Average Below	-	-
5	Total	25	100

7. Programs on Eradication of superstitions and environment conservation:

Sr.	Particular	Frequency	Percentage (%)
1	Excellent	20	80
2	Good	05	20
3	Average	-	-
4	Average Below	-	-
5	Total	25	100

8. Activities organized in the college are organized irrespective of caste, religion, race, gender and economic condition:


Sr.	Particular	Frequency	Percentage (%)
1	Excellent	19	76
2	Good	03	12
3	Average	03	12
4	Average Below	-	-
5	Total	25	100

9. Quality Education:

Sr.	Particular	Frequency	Percentage (%)
1	Excellent	19	76
2	Good	05	20
3	Average	01	04
4	Average Below	-	-
5	Total	25	100

10. Contribution in the overall development of the college:

Sr.	Particular	Frequency	Percentage (%)
1	Excellent	18	72
2	Good	05	20
3	Average	02	08
4	Average Below	-	-
5	Total	25	100



PRINCIPAL

S. B. Khade Mahavidyalaya, Koparde,
Tal. Karveer, Dist. Kolhapur

Sangrul Shikshan Sanstha

S. B. Khade Mahavidyalaya, Koparde
Department of Commerce
Teacher Feedback
Report
2019-2020



Our college collects feedback about the working of the teachers from the students. In these categories at S. B. Khade Mahavidyalaya, Koparde, there is a consistent trend of satisfaction with various aspects of the college. We collect the random samples. The college collects feedback from the students seeking their opinions regarding the general working of the teachers. We have provided the students questionnaire of sixteen questions. These questions are related with the teachers command on their subjects teaching methods, student's participations, organizing seminars, group discussions, tests etc. The students rated their responses on five point scales starting with unsatisfactory, satisfactory, silent, good, and excellent. The responses given by the students were analyzed. It shows that the majority of students are satisfied and happy with the working of the teachers.

*Enclosed:Feedback Data analysis



NAACC coordinator

PRINCIPAL
S. B. Khade Mahavidyalaya, Koparde
Tal. Karwar, Dist. Kolhapur

Sangrul Shikshan Sanstha

S.B.Khade Mahavidyalaya, Koparde
Department of Commerce
Teacher Feedback Analysis
2019-2020



1. Teachers Command on the subject:

Sr.	Particular	Frequency	Percentage (%)
1	Excellent		
2	Good		
3	Silent	-	-
4	Satisfactory	-	-
5	Unsatisfactory		
5	Total		100

2. Teacher's Command on Teaching:

Sr.	Particular	Frequency	Percentage (%)
1	Excellent		
2	Good		
3	Silent	-	-
4	Satisfactory	-	-
5	Unsatisfactory		
5	Total		100

3.

3. Use of illustrations, current events:

Sr.	Particular	Frequency	Percentage (%)
1	Excellent		
2	Good		
3	Silent	-	-
4	Satisfactory	-	-
5	Unsatisfactory		
6	Total		100

4. Readiness to satisfy doubts and difficulties of students:

Sr.	Particular	Frequency	Percentage (%)
1	Excellent		
2	Good		
3	Silent	-	-
4	Satisfactory	-	-
5	Unsatisfactory		
6	Total		100

5. Skill and ability:

Sr.	Particular	Frequency	Percentage (%)
1	Excellent		
2	Good		
3	Silent	-	-
4	Satisfactory	-	-
5	Unsatisfactory		
6	Total		



6. Asking questions to students:

Sr.	Particular	Frequency	Percentage (%)
1	Excellent		
2	Good		
3	Silent	-	-
4	Satisfactory	-	-
5	Unsatisfactory		
5	Total		100

7. Use of seminars, group discussion, quiz, tutorials etc.

Sr.	Particular	Frequency	Percentage (%)
1	Excellent		
2	Good		
3	Silent	-	-
4	Satisfactory	-	-
5	Unsatisfactory		
5	Total		100

8. Frequency in suggesting reference books :



Sr.	Particular	Frequency	Percentage (%)
1	Excellent		
2	Good		
3	Silent	-	-
4	Satisfactory	-	-
5	Unsatisfactory		
5	Total		100

9. Conducting regular tests:

Sr.	Particular	Frequency	Percentage (%)
1	Excellent		
2	Good		
3	Silent	-	-
4	Satisfactory	-	-
5	Unsatisfactory		
5	Total		100

10. Completion of syllabus in time:

Sr.	Particular	Frequency	Percentage (%)
1	Excellent		
2	Good		
3	Silent	-	-
4	Satisfactory	-	-
5	Unsatisfactory		
5	Total		100



11. Model question and answers on the topic taught:

Sr.	Particular	Frequency	Percentage (%)
1	Excellent		
2	Good		
3	Silent	-	-
4	Satisfactory	-	-
5	Unsatisfactory		
5	Total		100

12. Readiness to asses notes, answers prepared by student:

Sr.	Particular	Frequency	Percentage (%)
1	Excellent		
2	Good		
3	Silent	-	-
4	Satisfactory	-	-
5	Unsatisfactory		
5	Total		100

13. Detailed teaching topic/syllabus:

Sr.	Particular	Frequency	Percentage (%)
1	Excellent		
2	Good		
3	Silent	-	-
4	Satisfactory	-	-
5	Unsatisfactory		
5	Total		100



14. Supplying notes on topic:

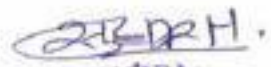
Sr.	Particular	Frequency	Percentage (%)
1	Excellent		
2	Good		
3	Silent	-	-
4	Satisfactory	-	-
5	Unsatisfactory		
5	Total		100

15. Preparation for college/university examinations:

Sr.	Particular	Frequency	Percentage (%)
1	Excellent		
2	Good		
3	Silent	-	-
4	Satisfactory	-	-
5	Unsatisfactory		
5	Total		100

16. Encouragement of PG education:

Sr.	Particular	Frequency	Percentage (%)
1	Excellent		
2	Good		
3	Silent	-	-
4	Satisfactory	-	-
5	Unsatisfactory		
5	Total		100


PRINCIPAL,
S. B. Khade Mahavidyalaya, Kopard
Tal Karveer, Dist. Kolhapur

Sangrul Shikshan Sanstha

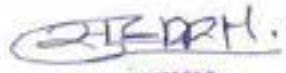
S. B. Khade Mahavidyalaya, Koparde
Department of Commerce
Alumni Feedback
Report
2019-2020



Our college collects feedback from alumni. In the categories of alumni at S. B. Khade Mahavidyalaya, Koparde, there is a consistent trend of satisfaction with various aspects of the college. We select random samples of the alumni students. They were given a set of ten questions to seek their responses regarding teaching learning process, internal and external evaluation, learning resources, co-curricular and extra-curricular activities, quality of education and their overall impression etc. They were asked to give ratings starting with D to A. It indicates credit. For analysis we marked A as Excellent, B as Good, C as Average and D as Average below. From the responses and the analysis of these responses it becomes clear that the Alumni of the college were well-satisfied about the working of the college.

*Enclosed:Feedback Data analysis




Principal
S. B. Khade Mahavidyalaya, Koparde
Tal. Karveer, Dist. Kolhapur

Sangrul Shikshan Sanstha



S.B.Khade Mahavidyalaya, Koparde
Department of Commerce
Alumni Feedback Analysis
2019-2020

1. Proper rapport with alumni:

Sr.	Particular	Frequency	Percentage (%)
1	Excellent	18	94.73
2	Good	01	05.27
3	Average	-	-
4	Average Below	-	-
5	Total	19	100

2. Teaching learning process:

Sr.	Particular	Frequency	Percentage (%)
1	Excellent	13	68.42
2	Good	06	31.58
3	Average	-	-
4	Average Below	-	-
5	Total	19	100

3. Staff of the college is prompt and cooperative:

Sr.	Particular	Frequency	Percentage (%)
1	Excellent	09	47.36
2	Good	07	36.84
3	Average	03	15.80
4	Average Below	-	-
5	Total	19	100

4. Internal evaluation system

Sr.	Particular	Frequency	Percentage (%)
1	Excellent	16	84.21
2	Good	03	15.79
3	Average	-	-
4	Average Below	-	-
5	Total	19	100



5. Adequate teaching –learning resources, physical infrastructure and facilities:

Sr.	Particular	Frequency	Percentage (%)
1	Excellent	13	68.42
2	Good	06	31.58
3	Average	-	-
4	Average Below	-	-
5	Total	19	100

6. Co-curricular and Extra-curricular Activities:

Sr.	Particular	Frequency	Percentage (%)
1	Excellent	14	73.68
2	Good	05	26.32
3	Average	-	-
4	Average Below	-	-
5	Total	19	100

7. Programs on Eradication of superstitions and environment conservation:

Sr.	Particular	Frequency	Percentage (%)
1	Excellent	14	73.68
2	Good	03	15.79
3	Average	02	10.53
4	Average Below	-	-
5	Total	19	100

8. Activities organized in the college are organized irrespective of caste, religion, race, gender and economic condition:

Sr.	Particular	Frequency	Percentage (%)
1	Excellent	15	78.94
2	Good	04	21.06
3	Average	-	-
4	Average Below	-	-
5	Total	19	100

9. Quality Education:

Sr.	Particular	Frequency	Percentage (%)
1	Excellent	15	78.94
2	Good	04	21.06
3	Average	-	-
4	Average Below	-	-
5	Total	19	100

10. Contribution in the overall development of the college:

Sr.	Particular	Frequency	Percentage (%)
1	Excellent	14	73.68
2	Good	05	26.32
3	Average	-	-
4	Average Below	-	-
5	Total	19	100



S. B. Khade

PRINCIPAL

S. B. Khade Mahavidyalaya, Koparde
Tal. Karveer, Dist. Kolhapur

Sangrul Shikshan Sanstha

S. B. Khade Mahavidyalaya, Koparde
Department of Commerce
Parent Feedback
Report
2019-2020



Our college collects feedback from parents. In the categories of parents at S. B. Khade Mahavidyalaya, Koparde, there is a consistent trend of satisfaction with various aspects of the college. We select the random samples. We collected feedback from parents of the wards during the last five years. For that purpose we prepare a structured questionnaire having ten questions. These questions were related about educational facilities, library services, co – curricular & extra - curricular activities, ICT use etc. The parents were asked to mark their responses starting with the rating D (1 to 25), C (26 to 50), B (51 to 75) A (76 to 100). Most of the parents responded started with A & B. A graphical representation of the response shows that most of the parents were satisfactory regarding the overall working of the college.

*Enclosed:Feedback Data analysis



NAAC Coordinator

PRINCIPAL Principal
S. B. Khade Mahavidyalaya, Koparde
Tal. Karveer, Dist. Kolhapur

Sangrul Shikshan Sanstha



S.B.Khade Mahavidyalaya, Koparde
Department of Commerce
Parent Feedback
2019-2020

1. Adequate Educational Facilities:

Sr.	Particular	Frequency	Percentage (%)
1	Excellent	18	100
2	Good	-	-
3	Average	-	-
4	Average Below	-	-
5	Total	18	100

2. Qualified and competent teachers:

Sr.	Particular	Frequency	Percentage (%)
1	Excellent	11	61.11
2	Good	7	38.89
3	Average	-	-
4	Average Below	-	-
5	Total	18	100

3. Ecofriendly and clean college campus:

Sr.	Particular	Frequency	Percentage (%)
1	Excellent	13	72.22
2	Good	05	27.78
3	Average	-	-
4	Average Below	-	-
5	Total	18	100

4. Public transport facilities:

Sr.	Particular	Frequency	Percentage (%)
1	Excellent	09	50
2	Good	09	50
3	Average	-	-
4	Average Below	-	-
5	Total	18	100



5. Teacher parent meet:

Sr.	Particular	Frequency	Percentage (%)
1	Excellent	08	44.45
2	Good	10	55.55
3	Average	-	-
4	Average Below	-	-
5	Total	18	100

6. Suggestions from the parents are considered positively by the college:

Sr.	Particular	Frequency	Percentage (%)
1	Excellent	11	61.11
2	Good	07	38.89
3	Average	-	-
4	Average Below	-	-
5	Total	18	100

7. Library Services:

Sr.	Particular	Frequency	Percentage (%)
1	Excellent	11	61.11
2	Good	07	38.89
3	Average	-	-
4	Average Below	-	-
5	Total	18	100

8. Adequate exposure to the students:

Sr.	Particular	Frequency	Percentage (%)
1	Excellent	11	61.11
2	Good	07	38.89
3	Average	-	-
4	Average Below	-	-
5	Total	18	100

9. Development of overall personality of the ward:

Sr.	Particular	Frequency	Percentage (%)
1	Excellent	13	72.22
2	Good	05	27.78
3	Average	-	-
4	Average Below	-	-
5	Total	18	100

10. Use of ICT:



Sr.	Particular	Frequency	Percentage (%)
1	Excellent	13	72.22
2	Good	05	27.78
3	Average	-	-
4	Average Below	-	-
5	Total	18	100



PRINCIPAL

S. B. Khade Mahavidyalaya, Koparde
Tal Karveer, Dist, Kolhapur



5. Encourage students for participate in co-curricular and extracurricular activities:

Sr.	Particular	Frequency	Percentage (%)
1	Excellent	26	65
2	Good	11	27.50
3	Average	03	7.50
4	Average Below	-	-
5	Total	40	100

6. Benefit from to programmes to inculcate soft skills, life skills and employability skills among the students:

Sr.	Particular	Frequency	Percentage (%)
1	Excellent	26	65
2	Good	13	32.5
3	Average	01	2.5
4	Average Below	-	-
5	Total	40	100

7. Expected course outcomes after completion of the programme

Sr.	Particular	Frequency	Percentage (%)
1	Excellent	28	70
2	Good	10	25
3	Average	-	-
4	Average Below	02	05
5	Total	40	100

8. Mentor teacher help and supports to students for academic achievement.

Sr.	Particular	Frequency	Percentage (%)
1	Excellent	22	55
2	Good	14	35
3	Average	03	7.5
4	Average Below	01	2.5
5	Total	40	100

9. Satisfied with internal/external examinations.

Sr.	Particular	Frequency	Percentage (%)
1	Excellent	28	70
2	Good	10	25
3	Average	01	2.5
4	Average Below	01	2.5
5	Total	40	100

10. Satisfied with academic education facilities, services.

Sr.	Particular	Frequency	Percentage (%)
1	Excellent	26	65
2	Good	14	35
3	Average	-	-
4	Average Below	-	-
5	Total	40	100




PRINCIPAL
S. B. Khade Mahavidyalaya, Koparde
Tal. Karjat, Dist. Kolhapur

Sangrul Shikshan Sanstha

S. B. Khade Mahavidyalaya, Koparde
Faculty of Arts
Teacher Feedback
Report
2018-2019



Our college collects feedback about the working of the teachers from the students. In these categories at S. B. Khade Mahavidyalaya, Koparde, there is a consistent trend of satisfaction with various aspects of the college. We collect the random samples. The college collects feedback from the students seeking their opinions regarding the general working of the teachers. We have provided the students questionnaire of sixteen questions. These questions are related with the teachers command on their subjects teaching methods, student's participations, organizing seminars, group discussions, tests etc. The students rated their responses on five point scales starting with unsatisfactory, satisfactory, silent, good, and excellent. The responses given by the students were analyzed. It shows that the majority of students are satisfied and happy with the working of the teachers.

*Enclosed:Feedback Data analysis



NAACC coordinator

Principal

S. B. Khade Mahavidyalaya, Koparde
Tal. Karveer; Dist. Kolhapur

Sangrul Shikshan Sanstha

S.B.Khade Mahavidyalaya, Koparde
Faculty of Arts
Teacher Feedback Analysis
2018-2019



1. Teachers Command on the subject:

Sr.	Particular	Frequency	Percentage (%)
1	Excellent	37	86.04
2	Good	06	13.96
3	Silent	-	-
4	Satisfactory	-	-
5	Unsatisfactory	-	-
6	Total	43	100

2. Teacher's Command on Teaching:

Sr.	Particular	Frequency	Percentage (%)
1	Excellent	33	76.74
2	Good	09	20.93
3	Silent	-	-
4	Satisfactory	01	02.33
5	Unsatisfactory	-	-
6	Total	43	100

3.

3. Use of illustrations, current events:

Sr.	Particular	Frequency	Percentage (%)
1	Excellent	32	74.42
2	Good	11	25.58
3	Silent	-	-
4	Satisfactory	-	-
5	Unsatisfactory	-	-
6	Total	43	100

4. Readiness to satisfy doubts and difficulties of students:

Sr.	Particular	Frequency	Percentage (%)
1	Excellent	32	74.41
2	Good	11	25.59
3	Silent	-	-
4	Satisfactory	-	-
5	Unsatisfactory	-	-
6	Total	43	100

5. Skill and ability:

Sr.	Particular	Frequency	Percentage (%)
1	Excellent	34	79.07
2	Good	09	20.93
3	Silent	-	-
4	Satisfactory	-	-
5	Unsatisfactory	-	-
6	Total	43	100



6. Asking questions to students:

Sr.	Particular	Frequency	Percentage (%)
1	Excellent	30	69.76
2	Good	13	30.24
3	Silent	-	-
4	Satisfactory	-	-
5	Unsatisfactory	-	-
6	Total	43	100

7. Use of seminars, group discussion, quiz, tutorials etc.

Sr.	Particular	Frequency	Percentage (%)
1	Excellent	27	62.80
2	Good	16	37.20
3	Silent	-	-
4	Satisfactory	-	-
5	Unsatisfactory	-	-
6	Total	43	100

8. Frequency in suggesting reference books :

Sr.	Particular	Frequency	Percentage (%)
1	Excellent	28	65.11
2	Good	15	34.89
3	Silent	-	-
4	Satisfactory	-	-
5	Unsatisfactory	-	-
6	Total	43	100



9. Conducting regular tests:

Sr.	Particular	Frequency	Percentage (%)
1	Excellent	27	62.79
2	Good	16	37.21
3	Silent	-	-
4	Satisfactory	-	-
5	Unsatisfactory	-	-
6	Total	43	100

10. Completion of syllabus in time:

Sr.	Particular	Frequency	Percentage (%)
1	Excellent	29	67.44
2	Good	14	32.56
3	Silent	-	-
4	Satisfactory	-	-
5	Unsatisfactory	-	-
6	Total	43	100

11. Model question and answers on the topic taught:

Sr.	Particular	Frequency	Percentage (%)
1	Excellent	27	62.79
2	Good	16	37.21
3	Silent	-	-
4	Satisfactory	-	-
5	Unsatisfactory	-	-
6	Total	43	100



12. Readiness to assess notes, answers prepared by student:

Sr.	Particular	Frequency	Percentage (%)
1	Excellent	33	76.44
2	Good	09	20.93
3	Silent	-	-
4	Satisfactory	01	02.32
5	Unsatisfactory	-	-
6	Total	43	100

13. Detailed teaching topic/syllabus:

Sr.	Particular	Frequency	Percentage (%)
1	Excellent	30	69.76
2	Good	13	30.24
3	Silent	-	-
4	Satisfactory	-	-
5	Unsatisfactory	-	-
6	Total	43	100

14. Supplying notes on topic:

Sr.	Particular	Frequency	Percentage (%)
1	Excellent	32	74.41
2	Good	11	25.59
3	Silent	-	-
4	Satisfactory	-	-
5	Unsatisfactory	-	-
6	Total	43	100



15. Preparation for college/university examinations:

Sr.	Particular	Frequency	Percentage (%)
1	Excellent	32	74.42
2	Good	11	25.58
3	Silent	-	-
4	Satisfactory	-	-
5	Unsatisfactory	-	-
6	Total	43	100

16. Encouragement of PG education:

Sr.	Particular	Frequency	Percentage (%)
1	Excellent	32	74.42
2	Good	10	23.26
3	Silent	-	-
4	Satisfactory	01	02.32
5	Unsatisfactory	-	-
6	Total	43	100

[Handwritten Signature]

PRINCIPAL

S. B. Khade Mahavidyalaya, Koparde,
Tal. Kolhapur, Dist. Kolhapur

Sangrul Shikshan Sanstha

S. B. Khade Mahavidyalaya, Koparde
Department of Commerce
Teacher Feedback
Report
2018-2019



Our college collects feedback about the working of the teachers from the students. In these categories at S. B. Khade Mahavidyalaya, Koparde, there is a consistent trend of satisfaction with various aspects of the college. We collect the random samples. The college collects feedback from the students seeking their opinions regarding the general working of the teachers. We have provided the students questionnaire of sixteen questions. These questions are related with the teachers command on their subjects teaching methods, student's participations, organizing seminars, group discussions, tests etc. The students rated their responses on five point scales starting with unsatisfactory, satisfactory, silent, good, and excellent. The responses given by the students were analyzed. It shows that the majority of students are satisfied and happy with the working of the teachers.

*Enclosed:Feedback Data analysis



NAAC coordinator.

Principal

S. B. Khade Mahavidyalaya, Koparde
Tal. Karveer, Dist. Kolhapur

S.B.Khade Mahavidyalaya, Koparde
Department of Commerce
Teacher Feedback Analysis
2018-2019



1. Teachers Command on the subject:

Sr.	Particular	Frequency	Percentage (%)
1	Excellent	22	73.34
2	Good	07	23.33
3	Silent	-	-
4	Satisfactory	01	3.35
5	Unsatisfactory	-	-
5	Total	30	100

2. Teacher's Command on Teaching:

Sr.	Particular	Frequency	Percentage (%)
1	Excellent	17	56.66
2	Good	13	43.34
3	Silent	-	-
4	Satisfactory	-	-
5	Unsatisfactory	-	-
5	Total	30	100

3.

3. Use of illustrations, current events:

Sr.	Particular	Frequency	Percentage (%)
1	Excellent	15	50
2	Good	15	50
3	Silent	-	-
4	Satisfactory	-	-
5	Unsatisfactory	-	-
6	Total	30	100

4. Readiness to satisfy doubts and difficulties of students:

Sr.	Particular	Frequency	Percentage (%)
1	Excellent	21	70
2	Good	09	30
3	Silent	-	-
4	Satisfactory	-	-
5	Unsatisfactory	-	-
6	Total	30	100

5. Skill and ability:

Sr.	Particular	Frequency	Percentage (%)
1	Excellent	13	43.34
2	Good	15	50
3	Silent	01	3.33
4	Satisfactory	01	3.33
5	Unsatisfactory	-	-
6	Total	30	100



6. Asking questions to students:

Sr.	Particular	Frequency	Percentage (%)
1	Excellent	12	40
2	Good	16	53.34
3	Silent	1	3.33
4	Satisfactory	1	3.33
5	Unsatisfactory	-	-
5	Total	30	100

7. Use of seminars, group discussion, quiz, tutorials etc.

Sr.	Particular	Frequency	Percentage (%)
1	Excellent	12	40
2	Good	14	46.66
3	Silent	-	-
4	Satisfactory	04	13.34
5	Unsatisfactory	-	-
5	Total	30	100

8. Frequency in suggesting reference books :

Sr.	Particular	Frequency	Percentage (%)
1	Excellent	09	30
2	Good	15	50
3	Silent	01	3.33
4	Satisfactory	05	16.67
5	Unsatisfactory	-	-
5	Total	30	100



9. Conducting regular tests:

Sr.	Particular	Frequency	Percentage (%)
1	Excellent	21	70
2	Good	08	26.67
3	Silent	-	-
4	Satisfactory	01	3.33
5	Unsatisfactory	-	-
5	Total	30	100

10. Completion of syllabus in time:

Sr.	Particular	Frequency	Percentage (%)
1	Excellent	23	76.66
2	Good	07	23.34
3	Silent	-	-
4	Satisfactory	-	-
5	Unsatisfactory	-	-
5	Total	30	100

11. Model question and answers on the topic taught:

Sr.	Particular	Frequency	Percentage (%)
1	Excellent	15	50
2	Good	14	46.67
3	Silent	-	-
4	Satisfactory	01	3.33
5	Unsatisfactory	-	-
5	Total	30	100



12. Readiness to assess notes, answers prepared by student:

Sr.	Particular	Frequency	Percentage (%)
1	Excellent	10	33.33
2	Good	15	50
3	Silent	02	6.67
4	Satisfactory	03	10
5	Unsatisfactory	-	-
5	Total	30	100

13. Detailed teaching topic/syllabus:

Sr.	Particular	Frequency	Percentage (%)
1	Excellent	14	46.67
2	Good	13	43.33
3	Silent	02	6.67
4	Satisfactory	01	3.33
5	Unsatisfactory	-	-
5	Total	30	100

14. Supplying notes on topic:

Sr.	Particular	Frequency	Percentage (%)
1	Excellent	23	76.67
2	Good	07	23.33
3	Silent	-	-
4	Satisfactory	-	-
5	Unsatisfactory	-	-
5	Total	30	100



15. Preparation for college/university examinations:

Sr.	Particular	Frequency	Percentage (%)
1	Excellent	15	50
2	Good	10	33.33
3	Silent	01	3.33
4	Satisfactory	04	13.34
5	Unsatisfactory	-	-
5	Total	30	100

16. Encouragement of PG education:

Sr.	Particular	Frequency	Percentage (%)
1	Excellent	15	50
2	Good	13	43.34
3	Silent	02	6.66
4	Satisfactory	-	-
5	Unsatisfactory	-	-
5	Total	30	100

PRINCIPAL

S. B. Khade Mahavidyalaya, Koparde,
Tal. Karveer, Dist. Kolhapur

Sangrul Shikshan Sanstha

S. B. Khade Mahavidyalaya, Koparde
Parent Feedback
Report
2018-2019



Our college collects feedback from parents. In the categories of parents at S. B. Khade Mahavidyalaya, Koparde, there is a consistent trend of satisfaction with various aspects of the college. We select the random samples. We collected feedback from parents of the wards during the last five years. For that purpose we prepare a structured questionnaire having ten questions. These questions were related about educational facilities, library services, co – curricular & extra - curricular activities, ICT use etc. The parents were asked to mark their responses starting with the rating D (1 to 25), C (26 to 50), B (51 to 75) A (76 to 100). Most of the parents responded started with A & B. A graphical representation of the response shows that most of the parents were satisfactory regarding the overall working of the college.

*Enclosed:Feedback Data analysis



NAAC Coordinator

Principal
PRINCIPAL
S. B. Khade Mahavidyalaya, Koparde
Tal. Karveer, Dist. Kolhapur



Sangrul Shikshan Sanstha

S.B.Khade Mahavidyalaya, Koparde
Parent Feedback
2018-2019

1. Adequate Educational Facilities:

Sr.	Particular	Frequency	Percentage (%)
1	Excellent	17	85
2	Good	3	15
3	Average	-	-
4	Average Below	-	-
5	Total	20	100

2. Qualified and competent teachers:

Sr.	Particular	Frequency	Percentage (%)
1	Excellent	13	65
2	Good	7	35
3	Average	-	-
4	Average Below	-	-
5	Total	20	100

3. Ecofriendly and clean college campus:

Sr.	Particular	Frequency	Percentage (%)
1	Excellent	17	85
2	Good	3	15
3	Average	-	-
4	Average Below	-	-
5	Total	20	100

4. Public transport facilities:

Sr.	Particular	Frequency	Percentage (%)
1	Excellent	11	55
2	Good	9	45
3	Average	-	-
4	Average Below	-	-
5	Total	20	100



5. Teacher parent meet:

Sr.	Particular	Frequency	Percentage (%)
1	Excellent	14	70
2	Good	6	30
3	Average	-	-
4	Average Below	-	-
5	Total	20	100

6. Suggestions from the parents are considered positively by the college:

Sr.	Particular	Frequency	Percentage (%)
1	Excellent	17	85
2	Good	3	15
3	Average	-	-
4	Average Below	-	-
5	Total	20	100

7. Library Services:

Sr.	Particular	Frequency	Percentage (%)
1	Excellent	11	55
2	Good	9	45
3	Average	-	-
4	Average Below	-	-
5	Total	20	100

8. Adequate exposure to the students:

Sr.	Particular	Frequency	Percentage (%)
1	Excellent	15	75
2	Good	5	25
3	Average	-	-
4	Average Below	-	-
5	Total	20	100

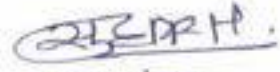
9. Development of overall personality of the ward:

Sr.	Particular	Frequency	Percentage (%)
1	Excellent	17	85
2	Good	3	15
3	Average	-	-
4	Average Below	-	-
5	Total	20	100

10. Use of ICT:



Sr.	Particular	Frequency	Percentage (%)
1	Excellent	6	30
2	Good	14	70
3	Average	-	-
4	Average Below	-	-
5	Total	20	100



PRINCIPAL
S. B. Khade Mahavidyalaya, Koparde
Tal. Karveer, Dist. Kolhapur

Sangrul Shikshan Sanstha

S. B. Khade Mahavidyalaya, Koparde
Department of Commerce
Parent Feedback
Report
2018-2019



Our college collects feedback from parents. In the categories of parents at S. B. Khade Mahavidyalaya, Koparde, there is a consistent trend of satisfaction with various aspects of the college. We select the random samples. We collected feedback from parents of the wards during the last five years. For that purpose we prepare a structured questionnaire having ten questions. These questions were related about educational facilities, library services, co – curricular & extra – curricular activities, ICT use etc. The parents were asked to mark their responses starting with the rating D (1 to 25), C (26 to 50), B (51 to 75) A (76 to 100). Most of the parents responded started with A & B. A graphical representation of the response shows that most of the parents were satisfactory regarding the overall working of the college.

*Enclosed:Feedback Data analysis

NAAC Coordinator

A handwritten signature in blue ink, appearing to read "S. B. Khade".

Principal

PRINCIPAL

S. B. Khade Mahavidyalaya, Koparde
Tal. Karveer, Dist. Kolhapur



Sangrul Shikshan Sanstha

S.B.Khade Mahavidyalaya, Koparde
Department of Commerce
Parent Feedback
2018-2019

1. Adequate Educational Facilities:

Sr.	Particular	Frequency	Percentage (%)
1	Excellent	17	100
2	Good	00	00
3	Average	-	-
4	Average Below	-	-
5	Total	17	100

2. Qualified and competent teachers:

Sr.	Particular	Frequency	Percentage (%)
1	Excellent	11	64.70
2	Good	06	35.30
3	Average	-	-
4	Average Below	-	-
5	Total	17	100

3. Ecofriendly and clean college campus:

Sr.	Particular	Frequency	Percentage (%)
1	Excellent	06	35.30
2	Good	11	64.70
3	Average	-	-
4	Average Below	-	-
5	Total	17	100

4. Public transport facilities:

Sr.	Particular	Frequency	Percentage (%)
1	Excellent	8	47.05
2	Good	9	52.95
3	Average	-	-
4	Average Below	-	-
5	Total	17	100



5. Teacher parent meet:

Sr.	Particular	Frequency	Percentage (%)
1	Excellent	06	35.29
2	Good	11	64.71
3	Average	-	-
4	Average Below	-	-
5	Total	17	100

6. Suggestions from the parents are considered positively by the college:

Sr.	Particular	Frequency	Percentage (%)
1	Excellent	08	47.05
2	Good	09	52.95
3	Average	-	-
4	Average Below	-	-
5	Total	17	100

7. Library Services:

Sr.	Particular	Frequency	Percentage (%)
1	Excellent	10	58.80
2	Good	07	41.18
3	Average	-	-
4	Average Below	-	-
5	Total	17	100

8. Adequate exposure to the students:

Sr.	Particular	Frequency	Percentage (%)
1	Excellent	07	41.18
2	Good	10	58.82
3	Average	-	-
4	Average Below	-	-
5	Total	17	100

9. Development of overall personality of the ward:

Sr.	Particular	Frequency	Percentage (%)
1	Excellent	12	70.58
2	Good	05	29.42
3	Average	-	-
4	Average Below	-	-
5	Total	17	100

10. Use of ICT:



Sr.	Particular	Frequency	Percentage (%)
1	Excellent	12	70.58
2	Good	05	29.42
3	Average	-	-
4	Average Below	-	-
5	Total	17	100

A handwritten signature in blue ink, appearing to read "S. B. Khade".

PRINCIPAL

S. B. Khade Mahavidyalaya, Koparde
Tal. Karveer, Dist. Kolhapur

Sangrul Shikshan Sanstha

S. B. Khade Mahavidyalaya, Koparde
Department of Commerce
Alumni Feedback
Report
2018-2019




Our college collects feedback from alumni. In the categories of alumni at S. B. Khade Mahavidyalaya, Koparde, there is a consistent trend of satisfaction with various aspects of the college. We select random samples of the alumni students. They were given a set of ten questions to seek their responses regarding teaching learning process, internal and external evaluation, learning resources, co-curricular and extra-curricular activities, quality of education and their overall impression etc. They were asked to give ratings starting with D to A. It indicates credit. For analysis we marked A as Excellent, B as Good, C as Average and D as Average below. From the responses and the analysis of these responses it becomes clear that the Alumni of the college were well-satisfied about the working of the college.

*Enclosed:Feedback Data analysis



NAAC Coordinator


PRINCIPAL
Principal
S. B. Khade Mahavidyalaya, Koparde
Tal. Karveer, Dist. Kolhapur

Sangrul Shikshan Sanstha

S.B.Khade Mahavidyalaya, Koparde
Department of Commerce
Alumni Feedback Analysis
2018-2019



1. Proper rapport with alumni:

Sr.	Particular	Frequency	Percentage (%)
1	Excellent	19	63.34
2	Good	07	23.33
3	Average	03	10
4	Average Below	01	3.33
5	Total	30	100

2. Teaching learning process:

Sr.	Particular	Frequency	Percentage (%)
1	Excellent	27	90
2	Good	03	10
3	Average	-	-
4	Average Below	-	-
5	Total	30	100

3. Staff of the college is prompt and cooperative:

Sr.	Particular	Frequency	Percentage (%)
1	Excellent	17	56.67
2	Good	10	33.33
3	Average	03	10
4	Average Below	-	-
5	Total	30	100

4. Internal evaluation system

Sr.	Particular	Frequency	Percentage (%)
1	Excellent	18	60
2	Good	10	33.34
3	Average	1	3.33
4	Average Below	1	3.33
5	Total	30	100

5. Adequate teaching – learning resources, physical infrastructure and facilities:

Sr.	Particular	Frequency	Percentage (%)
1	Excellent	12	40
2	Good	14	46.67
3	Average	03	10
4	Average Below	01	3.33
5	Total	30	100



6. Co-curricular and Extra-curricular Activities:

Sr.	Particular	Frequency	Percentage (%)
1	Excellent	24	80
2	Good	05	16.67
3	Average	-	-
4	Average Below	01	3.33
5	Total	30	100

7. Programs on Eradication of superstitions and environment conservation:

Sr.	Particular	Frequency	Percentage (%)
1	Excellent	21	70
2	Good	08	26.67
3	Average	-	-
4	Average Below	01	3.33
5	Total	30	100

8. Activities organized in the college are organized irrespective of caste, religion, race, gender and economic condition:

Sr.	Particular	Frequency	Percentage (%)
1	Excellent	27	90
2	Good	03	10
3	Average	-	-
4	Average Below	-	-
5	Total	30	100


9. Quality Education:

Sr.	Particular	Frequency	Percentage (%)
1	Excellent	27	90
2	Good	03	10
3	Average	-	-
4	Average Below	-	-
5	Total	30	100

10. Contribution in the overall development of the college:

Sr.	Particular	Frequency	Percentage (%)
1	Excellent	25	83.34
2	Good	03	10
3	Average	01	3.33
4	Average Below	01	3.33
5	Total	30	100




PRINCIPAL
S. B. Khade Mahavidyalaya, Kopard
Tal. Karveer, Dist. Kolhapur

Sangrul Shikshan Sanstha

S. B. Khade Mahavidyalaya, Koparde
Alumni Feedback
Report
2018-2019

Our college collects feedback from alumni. In the categories of alumni at S. B. Khade Mahavidyalaya, Koparde, there is a consistent trend of satisfaction with various aspects of the college. We select random samples of the alumni students. They were given a set of ten questions to seek their responses regarding teaching learning process, internal and external evaluation, learning resources, co-curricular and extra-curricular activities, quality of education and their overall impression etc. They were asked to give ratings starting with D to A. It indicates credit. For analysis we marked A as Excellent, B as Good, C as Average and D as Average below. From the responses and the analysis of these responses it becomes clear that the Alumni of the college were well-satisfied about the working of the college.

*Enclosed:Feedback Data analysis



Principal

S. B. Khade Mahavidyalaya, Koparde
Tal. Karveer, Dist. Kolhapur

Sangrul Shikshan Sanstha

S.B.Khade Mahavidyalaya, Koparde
Alumni Feedback Analysis
2018-2019

1. Proper rapport with alumni:

Sr.	Particular	Frequency	Percentage (%)
1	Excellent	20	80
2	Good	4	16
3	Average	1	4
4	Average Below	-	-
5	Total	25	100

2. Teaching learning process:

Sr.	Particular	Frequency	Percentage (%)
1	Excellent	17	68
2	Good	7	28
3	Average	1	04
4	Average Below	-	-
5	Total	25	100

3. Staff of the college is prompt and cooperative:

Sr.	Particular	Frequency	Percentage (%)
1	Excellent	15	60
2	Good	08	32
3	Average	02	08
4	Average Below	-	-
5	Total	25	100

4. Internal evaluation system

Sr.	Particular	Frequency	Percentage (%)
1	Excellent	17	68
2	Good	08	32
3	Average	-	-
4	Average Below	-	-
5	Total	25	100

5. Adequate teaching –learning resources, physical infrastructure and facilities:

Sr.	Particular	Frequency	Percentage (%)
1	Excellent	13	52
2	Good	12	48
3	Average	-	-
4	Average Below	-	-
5	Total	25	100

6. Co-curricular and Extra-curricular Activities:

Sr.	Particular	Frequency	Percentage (%)
1	Excellent	14	56
2	Good	11	44
3	Average	-	-
4	Average Below	-	-
5	Total	25	100

7. Programs on Eradication of superstitions and environment conservation:

Sr.	Particular	Frequency	Percentage (%)
1	Excellent	18	72
2	Good	7	28
3	Average	-	-
4	Average Below	-	-
5	Total	25	100

8. Activities organized in the college are organized irrespective of caste, religion, race, gender and economic condition:


Sr.	Particular	Frequency	Percentage (%)
1	Excellent	17	68
2	Good	06	24
3	Average	02	08
4	Average Below	-	-
5	Total	25	100

9. Quality Education:

Sr.	Particular	Frequency	Percentage (%)
1	Excellent	18	72
2	Good	07	28
3	Average	-	-
4	Average Below	-	-
5	Total	25	100

10. Contribution in the overall development of the college:

Sr.	Particular	Frequency	Percentage (%)
1	Excellent	17	68
2	Good	8	32
3	Average	-	-
4	Average Below	-	-
5	Total	25	100



PRINCIPAL

S. B. Khade Mahavidyalaya, Koparde
Tal. Karveer, Dist. Kolhapur